

ProGas Profile November 1997

ProGas Limited Netback Price - \$/GJ

	November/97	AVG Y-T-D
Unit Price Prior to Fee for Trans. & Service	C\$2.70918	C\$2.70918
Ex-Alberta Transportation	(C\$0.30421)	(C\$0.30421)
Alberta Transportation	(C\$0.16004)	(C\$0.16004)
Unit Price Prior to Fee for Service	C\$2.24493	C\$2.24493
ProGas Fee for Service	(C\$0.02780)	(C\$0.02780)
Customer Contribution	C\$0.00864	C\$0.00834
Netback ProGas Fee for Service	(C\$0.01916)	(C\$0.01916)
Producer Netback Price	C\$2.22577	C\$2.22577

ProGas Enterprises Price - \$/GJ

	November/97	AVG Y-T-D
Pre NOVA IT-2 Price	\$1.69942	\$1.69942

Sales Volume (MMCF)

	November/97	Y-T-D
TOTAL SALES MMCF	39,779	39,779
(includes Shrinkage & Fuel of 2,847 MMcf in November, 1997 and 2,847 MMcf YTD)		



DOMESTIC - INTRA-AB





	November/97	Y-T-D
LDC's	2,387	2,387
Marketers	10,443	10,443
East Cdn. Retail Mark.	496	496
Industrials	1,498	1,498
Release/Re-sell	3,212	3,212
Sub-total	18,036	18,036

NOTE:

Approximately 25% of Intra-AB Sales are sales volumes delivered in Alberta to export customers

DOMESTIC-EX-AB

November/97	Y-T-D
-------------	-------

	Sub-total	3,282	3,282
	CALIFORNIA	November/97	Y-T-D
	Marketers	202	202
	Sub-total	202	202
	MIDWEST	November/97	Y-T-D
	Industrial LDC's	94	94
	Marketers	5,682	5,682
	Sub-total	3,818	3,818
	Sub-total	9,594	9,594
	NORTHEAST	November/97	Y-T-D
	Power Gen.	5,498	5,498
	LDC's	2,224	2,224
	Marketers	1,379	1,379
	Sub-total	9,101	9,101

	Nov 96	Dec 96	Jan 97	Feb 97	Mar 97	Apr 97	May 97	Jun 97	Jul 97	Aug 97	Sep 97	Oct 97	Nov 97
ProGas LTD	\$1.90	\$2.41	\$2.64	\$2.12	\$1.63	\$1.54	\$1.71	\$1.69	\$1.69	\$1.62	\$1.72	\$2.11	\$2.23
ARP	\$1.79	\$2.36	\$2.77	\$2.28	\$1.39	\$1.44	\$1.57	\$1.65	\$1.59	\$1.57	\$1.73	\$2.07	\$2.37
AECO "C"	\$1.33	\$1.83	\$2.01	\$2.39	\$1.46	\$1.33	\$1.61	\$1.55	\$1.41	\$1.33	\$1.35	\$1.56	\$1.80
ProGas ENT	\$1.56	\$1.89	\$2.22	\$1.84	\$1.44	\$1.43	\$1.52	\$1.43	\$1.37	\$1.35	\$1.27	\$1.55	\$1.57

ProGas Profile December 1997

ProGas Limited Netback Price - \$/GJ

	December/97	AVG Y-T-D
Unit Price Prior to Fee for Trans. & Service	C\$2.38795	C\$2.54439
Ex-Alberta Transportation	(C\$0.31236)	(C\$0.30839)
Alberta Transportation	(C\$0.20124)	(C\$0.18117)
Unit Price Prior to Fee for Service	C\$1.87435	C\$1.87435
ProGas Fee for Service	(C\$0.02639)	(C\$0.02708)
Customer Contribution	C\$0.00739	C\$0.00800
Netback ProGas Fee for Service	(C\$0.01900)	(C\$0.01900)
Producer Netback Price	C\$1.85535	C\$1.85535

ProGas Enterprises Price - \$/GJ

	December/97	AVG Y-T-D
Pre NOVA IT-2 Price	\$1.50596	\$1.59275

Sales Volume (MMCF)

	December/97	Y-T-D
TOTAL SALES MMCF	45,604	88,666
(includes Shrinkage & Fuel of 2,847 MMcf in December, 1997 and 2,847 MMcf YTD)		



DOMESTIC - INTRA-AB	December/97	Y-T-D
LDC's	2,897	5,284
Marketers	11,043	18,376
East Cdn. Retail Mark.	531	1,027
Industrials	667	3,240
Release/Re-sell	3,110	6,322
Sub-total	19,323	37,359

NOTE:

Approximately 25% of Intra-AB Sales are sales volumes delivered in Alberta to export customers

DOMESTIC-EX-AB

December/97	Y-T-D
-------------	-------



LDC's	219	431
Marketers	381	381
East Cdn. Retail Mark.	2,644	5,094
Industrials	667	1,288
Sub-total	3,911	7,194



CALIFORNIA	December/97	Y-T-D
Marketers	224	426
Sub-total	224	426



MIDWEST	December/97	Y-T-D
Industrial	82	176
LDC's	5,880	11,562
Marketers	3,929	7,747
Sub-total	9,891	19,485



NORTHEAST	December/97	Y-T-D
Power Gen.	5,701	11,199
LDC's	2,298	4,521
Marketers	1,499	2,878
Sub-total	9,498	18,598

	Dec 96	Jan 97	Feb 97	Mar 97	Apr 97	May 97	Jun 97	Jul 97	Aug 97	Sep 97	Oct 97	Nov 97	Dec 97
ProGas LTD	\$2.41	\$2.64	\$2.12	\$1.63	\$1.54	\$1.71	\$1.69	\$1.69	\$1.62	\$1.72	\$2.11	\$2.23	\$1.86
ARP	\$2.36	\$2.77	\$2.28	\$1.39	\$1.44	\$1.57	\$1.65	\$1.59	\$1.57	\$1.73	\$2.07	\$2.37	\$1.95
AECO "C"	\$1.83	\$2.01	\$2.39	\$1.46	\$1.33	\$1.61	\$1.55	\$1.41	\$1.33	\$1.35	\$1.56	\$1.80	\$1.54
ProGas ENT	\$1.89	\$2.22	\$1.84	\$1.44	\$1.43	\$1.52	\$1.43	\$1.37	\$1.35	\$1.27	\$1.55	\$1.57	\$1.38