

# ProGas Profile January 1999

## ProGas Limited Netback Price - \$/GJ

	January/99	AVG Y-T-D
<b>Unit Price Prior to Fee for Service</b>	C\$2.15223	C\$2.20609
Ex-Alberta Transportation	(C\$0.26847)	(C\$0.27338)
Alberta Transportation	(C\$0.19798)	(C\$0.19987)
ProGas Fee for Service	(C\$0.02844)	(C\$0.02917)
Customer Contribution	<u>C\$0.00733</u>	<u>C\$0.00714</u>
Netback ProGas Fee for Service	(C\$0.02111)	(C\$0.02203)
<b>Producer Netback Price</b>	C\$2.13112	C\$2.18406

## ProGas Enterprises Price - \$/GJ

	January/99	AVG Y-T-D
<b>Pre NOVA IT-2 Price</b>	\$2.36812	\$2.39886

## Sales Volume (MMCF)

	January/99	Y-T-D
<b>TOTAL SALES MMCF</b>	45,196	136,776
(includes Shrinkage & Fuel of 3,418 MMcf in January 1999 and 9,445 MMcf YTD)		



### DOMESTIC - INTRA-AB

	January/99	Y-T-D
LDC's	604	2,334
Marketers	11,684	38,596
East Cdn. Retail Mark.	3,215	9,554
Industrials	1,400	4,159
Release/Re-sell	979	3,020

Sub-total	17,882	57,663
-----------	--------	--------

Shrinkage & Fuel	3,418	9,445
------------------	-------	-------

### NOTE:

Approximately 25% of Intra-AB Sales are sales volumes delivered in Alberta to export customers

### DOMESTIC-EX-AB

January/99	Y-T-D
------------	-------



LDC's	311	957
Marketers	880	2,588
East Cdn. Retail Mark.	179	532
Industrials	476	1,443
<b>Sub-total</b>	<b>1,846</b>	<b>5,520</b>



<b>CALIFORNIA</b>	<b>January/99</b>	<b>Y-T-D</b>
LDC's	151	151
Marketers	71	804
<b>Sub-total</b>	<b>222</b>	<b>688</b>



<b>MIDWEST</b>	<b>January/99</b>	<b>Y-T-D</b>
Industrial	153	540
LDC's	6,076	16,566
Marketers	6,182	17,984
<b>Sub-total</b>	<b>12,411</b>	<b>35,090</b>



<b>NORTHEAST</b>	<b>January/99</b>	<b>Y-T-D</b>
Power Gen.	5,630	16,192
LDC's	2,536	8,163
Marketers	1,251	4,048
<b>Sub-total</b>	<b>9,417</b>	<b>28,403</b>

	Jan 98	Feb 98	Mar 98	Apr 98	Mar 98	Jun 98	Jul 98	Aug 98	Sep 98	Oct 98	Nov 98	Dec 98	Jan 99
<b>ProGas LTD</b>	\$1.80	\$1.62	\$1.82	\$1.88	\$1.80	\$1.80	\$1.87	\$1.85	\$1.71	\$1.98	\$2.33	\$2.09	\$2.13
<b>ARP</b>	\$1.80	\$1.73	\$1.71	\$1.84	\$1.84	\$1.71	\$1.83	\$1.78	\$1.56	\$1.86	\$2.19	\$2.22	\$2.04
<b>AECO "C"</b>	\$1.39	\$1.36	\$1.51	\$1.66	\$1.95	\$1.44	\$1.62	\$1.77	\$1.50	\$1.97	\$2.49	\$2.65	\$2.27
<b>ProGas ENT</b>	\$1.53	\$1.57	\$1.66	\$1.89	\$1.74	\$1.76	\$1.79	\$1.59	\$1.65	\$1.82	\$2.39	\$2.10	\$2.24

# ProGas Profile February 1999

## ProGas Limited Netback Price - \$/GJ


	February/99	AVG Y-T-D
<b>Unit Price Prior to Fee for Service</b>	C\$1.198230	C\$2.15464
Ex-Alberta Transportation	(C\$0.30353)	(C\$0.28031)
Alberta Transportation	(C\$0.23534)	(C\$0.20803)
ProGas Fee for Service	(C\$0.03242)	(C\$0.02992)
Customer Contribution	<u>C\$0.00832</u>	<u>C\$0.00741</u>
Netback ProGas Fee for Service	(C\$0.02410)	(C\$0.02251)
<b>Producer Netback Price</b>	C\$1.95820	C\$2.13213

## ProGas Enterprises Price - \$/GJ

	February/99	AVG Y-T-D
<b>Pre NOVA IT-2 Price</b>	\$2.31010	\$2.38077

## Sales Volume (MMCF)

	February/99	Y-T-D
<b>TOTAL SALES MMCF</b>	42,082	178,857
(includes Shrinkage & Fuel of 3,220 MMcf in February 1999 and 12,665 MMcf YTD)		

	<b>DOMESTIC - INTRA-AB</b>	
	February/99	Y-T-D
LDC's	372	2,706
Marketers	11,040	49,635
East Cdn. Retail Mark.	3,002	12,555
Industrials	1,263	5,423
Release/Re-sell	781	3,801
Sub-total	16,458	74,120
Shrinkage & Fuel	3,220	12,665

### NOTE:

Approximately 25% of Intra-AB Sales are sales volumes delivered in Alberta to export customers

<b>DOMESTIC-EX-AB</b>	February/99	Y-T-D
-----------------------	-------------	-------



LDC's	271	1,228
Marketers	792	3,380
East Cdn. Retail Mark.	161	693
Industrials	335	1,777
<b>Sub-total</b>	<b>1,559</b>	<b>7,078</b>



<b>CALIFORNIA</b>	<b>February/99</b>	<b>Y-T-D</b>
LCD's	136	288
Marketers	66	570
<b>Sub-total</b>	<b>202</b>	<b>858</b>



<b>MIDWEST</b>	<b>February/99</b>	<b>Y-T-D</b>
Industrial	141	681
LDC's	5,886	22,452
Marketers	6,014	23,998
<b>Sub-total</b>	<b>12,041</b>	<b>47,131</b>



<b>NORTHEAST</b>	<b>February/99</b>	<b>Y-T-D</b>
Power Gen.	4,899	21,091
LDC's	2,364	10,527
Marketers	1,339	5,387
<b>Sub-total</b>	<b>8,602</b>	<b>37,005</b>

	Feb 98	Mar 98	Apr 98	Mar 98	Jun 97	Jul 97	Aug 97	Sep 98	Oct 98	Nov 98	Dec 98	Jan 99	Feb 99
<b>ProGas LTD</b>	\$1.62	\$1.82	\$1.88	\$1.80	\$1.80	\$1.87	\$1.85	\$1.71	\$1.98	\$2.33	\$2.09	\$2.13	\$1.96
<b>ARP</b>	\$1.73	\$1.71	\$1.84	\$1.84	\$1.71	\$1.83	\$1.78	\$1.56	\$1.86	\$2.19	\$2.22	\$2.04	\$1.90
<b>AECO "C"</b>	\$1.36	\$1.51	\$1.66	\$1.95	\$1.44	\$1.62	\$1.77	\$1.50	\$1.97	\$2.49	\$2.65	\$2.27	\$2.21
<b>ProGas ENT</b>	\$1.57	\$1.66	\$1.89	\$1.74	\$1.76	\$1.79	\$1.59	\$1.65	\$1.82	\$2.39	\$2.10	\$2.24	\$2.18

# ProGas Profile March 1999

## ProGas Limited Netback Price - \$/GJ


	March/99	AVG Y-T-D
<b>Unit Price Prior to Fee for Service</b>	C\$1.92242	C\$2.10676
Ex-Alberta Transportation	(C\$0.275043)	(C\$0.27922)
Alberta Transportation	(C\$0.24530)	(C\$0.21143)
ProGas Fee for Service	(C\$0.03833)	(C\$0.03165)
Customer Contribution	C\$0.00742	C\$0.00741
Netback ProGas Fee for Service	(C\$0.03091)	(C\$0.02424)
<b>Producer Netback Price</b>	C\$1.89151	C\$2.08252

## ProGas Enterprises Price - \$/GJ

	March/99	AVG Y-T-D
<b>Pre NOVA IT-2 Price</b>	\$2.25701	\$2.33793

## Sales Volume (MMCF)

	March/98	Y-T-D
<b>TOTAL SALES MMCF</b>	45,948	224,807
(includes Shrinkage & Fuel of 2,734 MMcf in March 1999 and 18,578 MMcf YTD)		

	<b>DOMESTIC - INTRA-AB</b>	
	March/99	Y-T-D
LDC's	866	3,573
Marketers	12,039	61,675
East Cdn. Retail Mark.	3,318	15,874
Industrials	1,397	6,820
Release/Re-sell	1,216	5,017
Sub-total	18,836	92,959
Shrinkage & Fuel	3,179	15,844

### NOTE:

Approximately 25% of Intra-AB Sales are sales volumes delivered in Alberta to export customers



**DOMESTIC-EX-AB**

LDC's  
 Marketers  
 East Cdn. Retail Mark.  
 Industrials

March/99	Y-T-D
586	1,814
873	4,253/td>
179	872
368	2,145
<hr/>	
2,006	9,084



**CALIFORNIA**

LCD's  
 Marketers

March/99	Y-T-D
170	457
76	577
<hr/>	
177	1,034



**MIDWEST**

Industrial  
 LDC's  
 Marketers

March/99	Y-T-D
15	832
6,354	28,806
5,250	29,248
<hr/>	
11,755	58,886



**NORTHEAST**

Power Gen.  
 LDC's  
 Marketers

March/99	Y-T-D
5,525	26,616
3,013	13,540
1,457	6,844
<hr/>	
9,995	47,000

	Mar 98	Apr 98	Mar 98	Jun 98	Jul 98	Aug 98	Sep 98	Oct 98	Nov 98	Dec 98	Jan 99	Feb 99	Mar 99
<b>ProGas LTD</b>	\$1.82	\$1.88	\$1.80	\$1.80	\$1.87	\$1.85	\$1.71	\$1.98	\$2.33	\$2.09	\$2.13	\$1.96	\$1.89
<b>ARP</b>	\$1.71	\$1.84	\$1.84	\$1.71	\$1.83	\$1.78	\$1.56	\$1.86	\$2.19	\$2.22	\$2.04	\$1.90	\$1.80
<b>AECO "C"</b>	\$1.51	\$1.66	\$1.95	\$1.44	\$1.62	\$1.77	\$1.50	\$1.97	\$2.49	\$2.65	\$2.27	\$2.21	\$2.17
<b>ProGas ENT</b>	\$1.66	\$1.89	\$1.74	\$1.76	\$1.79	\$1.59	\$1.65	\$1.82	\$2.39	\$2.10	\$2.24	\$2.18	\$2.13

# ProGas Profile April 1999

## ProGas Limited Netback Price - \$/GJ

	April/99	AVG Y-T-D
<b>Unit Price Prior to Fee for Service</b>	C\$1.95144	C\$2.08092
Ex-Alberta Transportation	(C\$0.28323)	(C\$0.27989)
Alberta Transportation	(C\$0.20508)	(C\$0.21037)
ProGas Fee for Service	(C\$0.03823)	(C\$0.03275)
Customer Contribution	C\$0.00735	C\$0.007401
Netback ProGas Fee for Service	(C\$0.03088)	(C\$0.02535)
<b>Producer Netback Price</b>	C\$1.92056	C\$2.00557

## ProGas Enterprises Price - \$/GJ

	April/99	AVG Y-T-D
<b>Pre NOVA IT-2 Price</b>	\$2.32856	\$2.33412

## Sales Volume (MMCF)

	April/99	Y-T-D
<b>TOTAL SALES MMCF</b>	43,262	268,067
(includes Shrinkage & Fuel of 2,734 MMcf in April 1999 and 18,578 MMcf YTD)		



<b>DOMESTIC - INTRA-AB</b>	April/99	Y-T-D
LDC's	223	3,795
Marketers	12,502	74,177
East Cdn. Retail Mark.	3,220	19,094
Industrials	1,355	8,175
Release/Re-sell	965	5,982
<b>Sub-total</b>	<b>18,265</b>	<b>11,223</b>
<b>Shrinkage &amp; Fuel</b>	<b>2,734</b>	<b>18,578</b>

### NOTE:

Approximately 25% of Intra-AB Sales are sales volumes delivered in Alberta to export customers

<b>DOMESTIC-EX-AB</b>	April/99	Y-T-D
-----------------------	----------	-------



LDC's	420	2,233
Marketers	305	4,558
East Cdn. Retail Mark.	720	1,592
Industrials	359	2,504
<b>Sub-total</b>	<b>1,804</b>	<b>10,889</b>



<b>CALIFORNIA</b>	<b>April/99</b>	<b>Y-T-D</b>
LCD's	9	466
Marketers	205	782
<b>Sub-total</b>	<b>214</b>	<b>1,248</b>



<b>MIDWEST</b>	<b>April/99</b>	<b>Y-T-D</b>
Industrial	284	1,116
LDC's	5,487	34,293
Marketers	5,067	34,315
<b>Sub-total</b>	<b>10,838</b>	<b>69,724</b>



<b>NORTHEAST</b>	<b>April/99</b>	<b>Y-T-D</b>
Power Gen.	5,175	31,790
LDC's	3,084	16,623
Marketers	1,148	7,992
<b>Sub-total</b>	<b>9,724</b>	<b>66,131</b>

	Apr 98	May 98	Jun 98	Jul 98	Aug 98	Sep 98	Oct 98	Nov 98	Dec 98	Jan 99	Feb 99	Mar 99	Apr 99
<b>ProGas LTD</b>	\$1.88	\$1.80	\$1.80	\$1.87	\$1.85	\$1.71	\$1.98	\$2.33	\$2.09	\$2.13	\$1.96	\$1.89	\$1.92
<b>ARP</b>	\$1.84	\$1.84	\$1.71	\$1.83	\$1.78	\$1.56	\$1.86	\$2.19	\$2.22	\$2.04	\$1.90	\$1.80	\$1.90
<b>AECO "C"</b>	\$1.66	\$1.95	\$1.44	\$1.62	\$1.77	\$1.50	\$1.97	\$2.49	\$2.65	\$2.27	\$2.21	\$2.17	\$2.18
<b>ProGas ENT</b>	\$1.89	\$1.74	\$1.76	\$1.79	\$1.59	\$1.65	\$1.82	\$2.39	\$2.10	\$2.24	\$2.18	\$2.13	\$2.20

# ProGas Profile May 1999

## ProGas Limited Netback Price - \$/GJ

	May/99	AVG Y-T-D
<b>Unit Price Prior to Fee for Service</b>	C\$2.28981	C\$2.11051
Ex-Alberta Transportation	(C\$0.28995)	(C\$0.28132)
Alberta Transportation	(C\$0.20612)	(C\$0.20977)
ProGas Fee for Service	(C\$0.03881)	(C\$0.03361)
Customer Contribution	<u>C\$0.00757</u>	<u>C\$0.00742</u>
Netback ProGas Fee for Service	(C\$0.03124)	(C\$0.02619)
<b>Producer Netback Price</b>	<u>C\$2.25857</u>	<u>C\$2.08432</u>

## ProGas Enterprises Price - \$/GJ

	May/99	AVG Y-T-D
<b>Pre NOVA IT-2 Price</b>	\$2.71340	\$2.44001

## Sales Volume (MMCF)

	May/99	Y-T-D
<b>TOTAL SALES MMCF</b>	43,355	311,424
(includes Shrinkage & Fuel of 2,700 MMcf in May 1999 and 21,278 MMcf YTD)		



### DOMESTIC - INTRA-AB

	May/99	Y-T-D
LDC's	849	4,644
Marketers	11,377	85,554
East Cdn. Retail Mark.	3,322	22,416
Industrials	1,398	9,573
Release/Re-sell	944	6,926
<b>Sub-total</b>	<u>17,890</u>	<u>129,113</u>
Shrinkage & Fuel	2,700	21,278

### NOTE:

Approximately 25% of Intra-AB Sales are sales volumes delivered in Alberta to export customers

### DOMESTIC-EX-AB

May/99	Y-T-D
--------	-------



LDC's	145	2,380
Marketers	325	4,883
East Cdn. Retail Mark.	743	2,335
Industrials	370	2,874
<b>Sub-total</b>	<b>1,583</b>	<b>12,472</b>



<b>CALIFORNIA</b>	<b>May/99</b>	<b>Y-T-D</b>
LCD's	0	466
Marketers	214	996
<b>Sub-total</b>	<b>214</b>	<b>1,462</b>



<b>MIDWEST</b>	<b>May/99</b>	<b>Y-T-D</b>
Industrial	275	1,391
LDC's	5,543	39,836
Marketers	5,426	39,741
<b>Sub-total</b>	<b>11,244</b>	<b>80,968</b>



<b>NORTHEAST</b>	<b>May/99</b>	<b>Y-T-D</b>
Power Gen.	5,511	37,301
LDC's	3,863	20,487
Marketers	350	8,343
<b>Sub-total</b>	<b>9,724</b>	<b>66,131</b>

	May 98	Jun 98	Jul 98	Aug 98	Sep 98	Oct 98	Nov 98	Dec 98	Jan 99	Feb 99	Mar 99	Apr 99	May 99
<b>ProGas LTD</b>	\$1.80	\$1.80	\$1.87	\$1.85	\$1.71	\$1.98	\$2.33	\$2.09	\$2.13	\$1.96	\$1.89	\$1.92	\$2.26
<b>ARP</b>	\$1.84	\$1.71	\$1.83	\$1.78	\$1.56	\$1.86	\$2.19	\$2.22	\$2.04	\$1.90	\$1.80	\$1.90	\$2.21
<b>AECO "C"</b>	\$1.95	\$1.44	\$1.62	\$1.77	\$1.50	\$1.97	\$2.49	\$2.65	\$2.27	\$2.21	\$2.17	\$2.18	\$2.47
<b>ProGas ENT</b>	\$1.74	\$1.76	\$1.79	\$1.59	\$1.65	\$1.82	\$2.39	\$2.10	\$2.24	\$2.18	\$2.13	\$2.20	\$2.58

# ProGas Profile June 1999

## ProGas Limited Netback Price - \$/GJ

	June/99	AVG Y-T-D
<b>Unit Price Prior to Fee for Service</b>	C\$2.22055	C\$2.12251
Ex-Alberta Transportation	(C\$0.32286)	(C\$0.28611)
Alberta Transportation	(C\$0.21334)	(C\$0.21018)
ProGas Fee for Service	(C\$0.03216)	(C\$0.03344)
Customer Contribution	<u>C\$0.00831</u>	<u>C\$0.00753</u>
Netback ProGas Fee for Service	(C\$0.02385)	(C\$0.02591)
<b>Producer Netback Price</b>	C\$2.19670	C\$2.09660

## ProGas Enterprises Price - \$/GJ

	June/99	AVG Y-T-D
<b>Pre NOVA IT-2 Price</b>	\$2.64682	\$2.48213

## Sales Volume (MMCF)

	June/99	Y-T-D
<b>TOTAL SALES MMCF</b>	39,635	351,057
(includes Shrinkage & Fuel of 2,681 MMcf in June 1999 and 22,962 MMcf YTD)		



<b>DOMESTIC - INTRA-AB</b>	June/99	Y-T-D
LDC's	400	5,044
Marketers	8,428	93,982
East Cdn. Retail Mark.	3,306	25,622
Industrials	1,350	10,923
Release/Re-sell	896	7,823
<b>Sub-total</b>	14,280	143,394
<b>Shrinkage &amp; Fuel</b>	2,684	23,962

### NOTE:

Approximately 25% of Intra-AB Sales are sales volumes delivered in Alberta to export customers

<b>DOMESTIC-EX-AB</b>	June/99	Y-T-D
-----------------------	---------	-------



LDC's	410	2,790
Marketers	418	5,301
East Cdn. Retail Mark.	715	3,050
Industrials	356	3,229
<b>Sub-total</b>	<b>1,899</b>	<b>14,370</b>



<b>CALIFORNIA</b>	<b>June/99</b>	<b>Y-T-D</b>
LCD's	0	466
Marketers	182	1,178
<b>Sub-total</b>	<b>182</b>	<b>1,644</b>



<b>MIDWEST</b>	<b>June/99</b>	<b>Y-T-D</b>
Industrial	270	1,660
LDC's	5,789	45,625
Marketers	4,993	44,734
<b>Sub-total</b>	<b>11,052</b>	<b>92,019</b>



<b>NORTHEAST</b>	<b>June/99</b>	<b>Y-T-D</b>
Power Gen.	5,106	42,407
LDC's	3,482	23,969
Marketers	950	9,292
<b>Sub-total</b>	<b>9,538</b>	<b>75,668</b>

	Jun 98	Jul 98	Aug 98	Sep 98	Oct 98	Nov 98	Dec 98	Jan 99	Feb 99	Mar 99	Apr 99	May 99	Jun 99
<b>ProGas LTD</b>	\$1.80	\$1.87	\$1.85	\$1.71	\$1.98	\$2.33	\$2.09	\$2.13	\$1.96	\$1.89	\$1.92	\$2.26	\$2.20
<b>ARP</b>	\$1.71	\$1.83	\$1.78	\$1.56	\$1.86	\$2.19	\$2.22	\$2.04	\$1.90	\$1.80	\$1.90	\$2.21	\$2.22
<b>AECO "C"</b>	\$1.44	\$1.62	\$1.77	\$1.50	\$1.97	\$2.49	\$2.65	\$2.27	\$2.21	\$2.17	\$2.18	\$2.47	\$2.49
<b>ProGas ENT</b>	\$1.76	\$1.79	\$1.59	\$1.65	\$1.82	\$2.39	\$2.10	\$2.24	\$2.18	\$2.13	\$2.20	\$2.58	\$2.52

# ProGas Profile July 1999

## ProGas Limited Netback Price - \$/GJ

	July/99	AVG Y-T-D
<b>Unit Price Prior to Fee for Service</b>	C\$2.30826	C\$2.14278
Ex-Alberta Transportation	(C\$0.30830)	(C\$0.28853)
Alberta Transportation	(C\$0.21285)	(C\$0.21047)
ProGas Fee for Service	(C\$0.02052)	(C\$0.03203)
Customer Contribution	<u>C\$0.00779</u>	<u>C\$0.00756</u>
Netback ProGas Fee for Service	(C\$0.01273)	(C\$0.02447)
<b>Producer Netback Price</b>	<u>C\$2.29553</u>	<u>C\$2.11831</u>

## ProGas Enterprises Price - \$/GJ

	July/99	AVG Y-T-D
<b>Pre NOVA IT-2 Price</b>	\$2.64990	\$2.51015

## Sales Volume (MMCF)

	July/99	Y-T-D
<b>TOTAL SALES MMCF</b>	43,101	394,158
(includes Shrinkage & Fuel of 3,065 MMcf in July 1999 and 27,027 MMcf YTD)		



### DOMESTIC - INTRA-AB

	July/99	Y-T-D
LDC's	148	5,193
Marketers	11,241	105,223
East Cdn. Retail Mark.	3,204	28,826
Industrials	1,396	12,318
Release/Re-sell	917	8,740
<b>Sub-total</b>	<u>16,906</u>	<u>160,300</u>
Shrinkage & Fuel	3,065	27,027

### NOTE:

Approximately 25% of Intra-AB Sales are sales volumes delivered in Alberta to export customers

### DOMESTIC-EX-AB

July/99	Y-T-D
---------	-------



LDC's	145	2,935
Marketers	426	5,727
East Cdn. Retail Mark.	678	3,728
Industrials	367	3,596
<b>Sub-total</b>	<b>1,616</b>	<b>15,986</b>



<b>CALIFORNIA</b>	<b>July/99</b>	<b>Y-T-D</b>
LCD's	0	466
Marketers	216	1,394
<b>Sub-total</b>	<b>216</b>	<b>1,860</b>



<b>MIDWEST</b>	<b>July/99</b>	<b>Y-T-D</b>
Industrial	278	1,938
LDC's	5,959	51,583
Marketers	5,573	50,308
<b>Sub-total</b>	<b>11,810</b>	<b>103,829</b>



<b>NORTHEAST</b>	<b>July/99</b>	<b>Y-T-D</b>
Power Gen.	5,352	47,758
LDC's	3,317	27,286
Marketers	819	10,112
<b>Sub-total</b>	<b>9,488</b>	<b>85,156</b>

	Jul 98	Aug 98	Sep 98	Oct 98	Nov 98	Dec 98	Jan 99	Feb 99	Mar 99	Apr 99	May 99	Jun 99	Jul 99
<b>ProGas LTD</b>	\$1.87	\$1.85	\$1.71	\$1.98	\$2.33	\$2.09	\$2.13	\$1.96	\$1.89	\$1.92	\$2.26	\$2.20	\$2.30
<b>ARP</b>	\$1.83	\$1.78	\$1.56	\$1.86	\$2.19	\$2.22	\$2.04	\$1.90	\$1.80	\$1.90	\$2.21	\$2.22	\$2.33
<b>AECO "C"</b>	\$1.62	\$1.77	\$1.50	\$1.97	\$2.49	\$2.65	\$2.27	\$2.21	\$2.17	\$2.18	\$2.47	\$2.49	\$2.55
<b>ProGas ENT</b>	\$1.79	\$1.59	\$1.65	\$1.82	\$2.39	\$2.10	\$2.24	\$2.18	\$2.13	\$2.20	\$2.58	\$2.52	\$2.52

# ProGas Profile August 1999

## ProGas Limited Netback Price - \$/GJ

	August/99	AVG Y-T-D
<b>Unit Price Prior to Fee for Service</b>	C\$2.51730	C\$2.17873
Ex-Alberta Transportation	(C\$0.31013)	(C\$0.29060)
Alberta Transportation	(C\$0.21171)	(C\$0.21059)
ProGas Fee for Service	(C\$0.02505)	(C\$0.03136)
Customer Contribution	<u>C\$0.00804</u>	<u>C\$0.00760</u>
Netback ProGas Fee for Service	(C\$0.01701)	(C\$0.02376)
<b>Producer Netback Price</b>	C\$2.50029	C\$2.15497

## ProGas Enterprises Price - \$/GJ

	August/99	AVG Y-T-D
<b>Pre NOVA IT-2 Price</b>	\$2.93253	\$2.55468

## Sales Volume (MMCF)

	August/99	Y-T-D
<b>TOTAL SALES MMCF</b>	41,946	436,104
(includes Shrinkage & Fuel of 3,240 MMcf in August 1999 and 30,267 MMcf YTD)		



### DOMESTIC - INTRA-AB

	August/99	Y-T-D
LDC's	0	5,193
Marketers	10,391	115,614
East Cdn. Retail Mark.	3,215	32,041
Industrials	1,401	13,719
Release/Re-sell	822	9,561
<b>Sub-total</b>	<b>15,829</b>	<b>176,128</b>
<b>Shrinkage &amp; Fuel</b>	<b>3,240</b>	<b>30,267</b>

### NOTE:

Approximately 25% of Intra-AB Sales are sales volumes delivered in Alberta to export customers

### DOMESTIC-EX-AB

August/99	Y-T-D
-----------	-------



LDC's	145	3,080
Marketers	462	6,189
East Cdn. Retail Mark.	560	4,289
Industrials	368	3,964
<b>Sub-total</b>	<b>1,535</b>	<b>17,522</b>



<b>CALIFORNIA</b>	<b>August/99</b>	<b>Y-T-D</b>
LCD's	0	466
Marketers	224	1,618
<b>Sub-total</b>	<b>224</b>	<b>2,084</b>



<b>MIDWEST</b>	<b>August/99</b>	<b>Y-T-D</b>
Industrial	258	2,196
LDC's	5,979	57,563
Marketers	5,018	55,325
<b>Sub-total</b>	<b>11,255</b>	<b>115,084</b>



<b>NORTHEAST</b>	<b>August/99</b>	<b>Y-T-D</b>
Power Gen.	5,583	53,341
LDC's	3,376	30,662
Marketers	904	11,016
<b>Sub-total</b>	<b>9,863</b>	<b>95,019</b>

	Aug 98	Sep 98	Oct 98	Nov 98	Dec 98	Jan 99	Feb 99	Mar 99	Apr 99	May 99	Jun 99	Jul 99	Aug 99
<b>ProGas LTD</b>	\$1.85	\$1.71	\$1.98	\$2.33	\$2.09	\$2.13	\$1.96	\$1.89	\$1.92	\$2.26	\$2.20	\$2.30	\$2.50
<b>ARP</b>	\$1.78	\$1.56	\$1.86	\$2.19	\$2.22	\$2.04	\$1.90	\$1.80	\$1.90	\$2.21	\$2.22	\$2.33	\$2.60
<b>AECO "C"</b>	\$1.77	\$1.50	\$1.97	\$2.49	\$2.65	\$2.27	\$2.21	\$2.17	\$2.18	\$2.47	\$2.49	\$2.55	\$2.60
<b>ProGas ENT</b>	\$1.59	\$1.65	\$1.82	\$2.39	\$2.10	\$2.24	\$2.18	\$2.13	\$2.20	\$2.58	\$2.52	\$2.52	\$2.80

# ProGas Profile September 1999

## ProGas Limited Netback Price - \$/GJ

	September/99	AVG Y-T-D
<b>Unit Price Prior to Fee for Service</b>	C\$2.64056	C\$2.21786
Ex-Alberta Transportation	(C\$0.32008)	(C\$0.29310)
Alberta Transportation	(C\$0.22164)	(C\$0.21153)
ProGas Fee for Service	(C\$0.04149)	(C\$0.03222)
Customer Contribution	<u>C\$0.00895</u>	<u>C\$0.00772</u>
Netback ProGas Fee for Service	(C\$0.03254)	(C\$0.02450)
<b>Producer Netback Price</b>	C\$2.60802	C\$2.19336

## ProGas Enterprises Price - \$/GJ

	September/99	AVG Y-T-D
<b>Pre NOVA IT-2 Price</b>	\$2.92074	\$2.61142

## Sales Volume (MMCF)

	September/99	Y-T-D
<b>TOTAL SALES MMCF</b>	40,396	476,280
(includes Shrinkage & Fuel of 3,128 MMcf in September, 1999 and 33,395 MMcf YTD)		



### DOMESTIC - INTRA-AB

	September/99	Y-T-D
LDC's	151	5,344
Marketers	9,589	124,984
East Cdn. Retail Mark.	3,110	35,151
Industrials	1,355	15,074
Release/Re-sell	899	10,460

Sub-total	15,104	191,013
-----------	--------	---------


Shrinkage & Fuel	3,128	33,395
------------------	-------	--------

### NOTE:

Approximately 25% of Intra-AB Sales are sales volumes delivered in Alberta to export customers

### DOMESTIC-EX-AB

September/99	Y-T-D
--------------	-------

	LDC's	140	3,220
	Marketers	449	6,638
	East Cdn. Retail Mark.	546	4,834
	Industrials	359	4,323
	<b>Sub-total</b>	<b>1,493</b>	<b>19,493</b>

	<b>CALIFORNIA</b>	<b>September/99</b>	<b>Y-T-D</b>
	LDC's	4	470
	Marketers	192	1,810
	<b>Sub-total</b>	<b>196</b>	<b>2,280</b>

	<b>MIDWEST</b>	<b>September/99</b>	<b>Y-T-D</b>
	Industrial	262	2,458
	LDC's	5,383	62,946
	Marketers	5,281	60,607
	<b>Sub-total</b>	<b>10,927</b>	<b>126,011</b>

	<b>NORTHEAST</b>	<b>September/99</b>	<b>Y-T-D</b>
	Power Gen.	5,456	58,797
	LDC's	3,002	33,663
	Marketers	1,090	12,106
	<b>Sub-total</b>	<b>9,548</b>	<b>104,566</b>

	Sep 98	Oct 98	Nov 98	Dec 98	Jan 99	Feb 99	Mar 99	Apr 99	May 99	Jun 99	Jul 99	Aug 99	Sep 99
<b>ProGas LTD</b>	\$1.71	\$1.98	\$2.33	\$2.09	\$2.13	\$1.96	\$1.89	\$1.92	\$2.26	\$2.20	\$2.30	\$2.50	\$2.61
<b>ARP</b>	\$1.56	\$1.86	\$2.19	\$2.22	\$2.04	\$1.90	\$1.80	\$1.90	\$2.21	\$2.22	\$2.33	\$2.60	\$2.86
<b>AECO "C"</b>	\$1.50	\$1.97	\$2.49	\$2.65	\$2.27	\$2.21	\$2.17	\$2.18	\$2.47	\$2.49	\$2.55	\$2.60	\$3.20
<b>ProGas ENT</b>	\$1.65	\$1.82	\$2.39	\$2.10	\$2.24	\$2.18	\$2.13	\$2.20	\$2.58	\$2.52	\$2.52	\$2.80	\$2.79

# ProGas Profile October 1999

## ProGas Limited Netback Price - \$/GJ

	October/99	AVG Y-T-D
<b>Unit Price Prior to Fee for Service</b>	C\$2.67330	C\$2.25472
Ex-Alberta Transportation	(C\$0.30981)	(C\$0.29445)
Alberta Transportation	(C\$0.21842)	(C\$0.21209)
ProGas Fee for Service	(C\$0.03081)	(C\$0.03210)
Customer Contribution	<u>C\$0.00842</u>	<u>C\$0.00777</u>
Netback ProGas Fee for Service	(C\$0.02239)	(C\$0.02433)
<b>Producer Netback Price</b>	C\$2.65091	C\$2.23039

## ProGas Enterprises Price - \$/GJ

	October/99	AVG Y-T-D
<b>Pre NOVA IT-2 Price</b>	\$3.26900	\$2.69791

## Sales Volume (MMCF)

	October/99	Y-T-D
<b>TOTAL SALES MMCF</b>	41,887	518,170
(includes Shrinkage & Fuel of 3,291 MMcf in October 1999 and 36,686 MMcf YTD)		



### DOMESTIC - INTRA-AB

	October/99	Y-T-D
LDC's	290	5,634
Marketers	9,663	134,647
East Cdn. Retail Mark.	3,210	38,361
Industrials	1,398	16,472
Release/Re-sell	922	11,382

Sub-total	15,483	206,498
-----------	--------	---------

Shrinkage & Fuel	3,291	36,686
------------------	-------	--------

### NOTE:

Approximately 25% of Intra-AB Sales are sales volumes delivered in Alberta to export customers

### DOMESTIC-EX-AB

October/99	Y-T-D
------------	-------



LDC's	285	3,505
Marketers	401	7,039
East Cdn. Retail Mark.	568	5,402
Industrials	373	4,696
<b>Sub-total</b>	<b>1,627</b>	<b>20,642</b>



<b>CALIFORNIA</b>	<b>October99</b>	<b>Y-T-D</b>
LCD's	0	470
Marketers	211	2,501
<b>Sub-total</b>	<b>211</b>	<b>2,501</b>



<b>MIDWEST</b>	<b>October/99</b>	<b>Y-T-D</b>
Industrial	272	2,731
LDC's	6,132	69,108
Marketers	4,972	65,579
<b>Sub-total</b>	<b>11,406</b>	<b>137,418</b>



<b>NORTHEAST</b>	<b>October/99</b>	<b>Y-T-D</b>
Power Gen.	5,625	64,422
LDC's	3,378	37,041
Marketers	856	12,962
<b>Sub-total</b>	<b>9,859</b>	<b>114,425</b>

	Oct 98	Nov 98	Dec 98	Jan 99	Feb 99	Mar 99	Apr 99	May 99	Jun 99	Jul 99	Aug 99	Sep 99	Oct 99
<b>ProGas LTD</b>	\$1.98	\$2.33	\$2.09	\$2.13	\$1.96	\$1.89	\$1.92	\$2.26	\$2.20	\$2.30	\$2.50	\$2.61	\$2.65
<b>ARP</b>	\$1.86	\$2.19	\$2.22	\$2.04	\$1.90	\$1.80	\$1.90	\$2.21	\$2.22	\$2.33	\$2.60	\$2.86	\$2.72
<b>AECO "C"</b>	\$1.97	\$2.49	\$2.65	\$2.27	\$2.21	\$2.17	\$2.18	\$2.47	\$2.49	\$2.55	\$2.60	\$3.20	\$3.00
<b>ProGas ENT</b>	\$1.82	\$2.39	\$2.10	\$2.24	\$2.18	\$2.13	\$2.20	\$2.58	\$2.52	\$2.52	\$2.80	\$2.79	\$3.14

# ProGas Profile November 1999

## ProGas Limited Netback Price - \$/GJ

	November/99	AVG Y-T-D
<b>Unit Price Prior to Fee for Service</b>	C\$2.80850	C\$2.80850
Ex-Alberta Transportation	(C\$0.31940)	(C\$0.31940)
Alberta Transportation	(C\$0.22268)	(C\$0.22268)
ProGas Fee for Service	(C\$0.01615)	(C\$0.01615)
Customer Contribution	<u>C\$0.00817</u>	<u>C\$0.00817</u>
Netback ProGas Fee for Service	(C\$0.00798)	(C\$0.00798)
<b>Producer Netback Price</b>	C\$2.80052	C\$2.80052

## ProGas Enterprises Price - \$/GJ

	November/99	AVG Y-T-D
<b>Pre NOVA IT-2 Price</b>	\$2.81932	\$2.81932

## Sales Volume (MMCF)

	November/99	Y-T-D
<b>TOTAL SALES MMCF</b>	39,528	39,528
(includes Shrinkage & Fuel of 3,379 MMcf in November 1999 and 3,379 MMcf YTD)		



### DOMESTIC - INTRA-AB

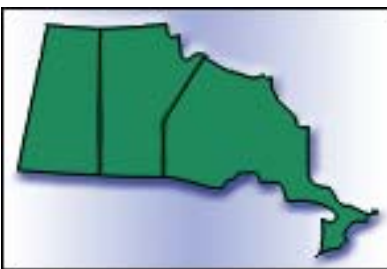
	November/99	Y-T-D
LDC's	487	487
Marketers	10,381	10,381
East Cdn. Retail Mark.	0	0
Industrials	883	883
Release/Re-sell	2,475	2,475
<b>Sub-total</b>	<b>14,226</b>	<b>14,226</b>
<b>Shrinkage &amp; Fuel</b>	<b>3,379</b>	<b>3,379</b>

### NOTE:

Approximately 25% of Intra-AB Sales are sales volumes delivered in Alberta to export customers

### DOMESTIC-EX-AB

November/99	Y-T-D
-------------	-------



LDC's	211	211
Marketers	0	0
East Cdn. Retail Mark.	413	413
Industrials	670	670
<b>Sub-total</b>	<b>1,294</b>	<b>1,294</b>



<b>CALIFORNIA</b>	<b>November/99</b>	<b>Y-T-D</b>
LCD's	217	217
Marketers	0	0
<b>Sub-total</b>	<b>217</b>	<b>217</b>



<b>MIDWEST</b>	<b>November/99</b>	<b>Y-T-D</b>
Industrial	158	158
LDC's	5,283	5,283
Marketers	6,052	6,052
<b>Sub-total</b>	<b>11,493</b>	<b>11,493</b>



<b>NORTHEAST</b>	<b>November/99</b>	<b>Y-T-D</b>
Power Gen.	5,293	5,293
LDC's	2,200	2,200
Marketers	1,426	1,426
<b>Sub-total</b>	<b>8,919</b>	<b>8,919</b>

	Nov 98	Dec 98	Jan 99	Feb 99	Mar 99	Apr 99	May 99	Jun 99	Jul 99	Aug 99	Sep 99	Oct 99	Nov 99
<b>ProGas LTD</b>	\$2.33	\$2.09	\$2.13	\$1.96	\$1.89	\$1.92	\$2.26	\$2.20	\$2.30	\$2.50	\$2.61	\$2.65	\$2.80
<b>ARP</b>	\$2.19	\$2.22	\$2.04	\$1.90	\$1.80	\$1.90	\$2.21	\$2.22	\$2.33	\$2.60	\$2.86	\$2.72	\$3.06
<b>AECO "C"</b>	\$2.49	\$2.65	\$2.27	\$2.21	\$2.17	\$2.18	\$2.47	\$2.49	\$2.55	\$2.60	\$3.20	\$3.00	\$3.54
<b>ProGas ENT</b>	\$2.39	\$2.10	\$2.24	\$2.18	\$2.13	\$2.20	\$2.58	\$2.52	\$2.52	\$2.80	\$2.79	\$3.14	\$2.69

# ProGas Profile December 1999

## ProGas Limited Netback Price - \$/GJ

	December/99	AVG Y-T-D
<b>Unit Price Prior to Fee for Service</b>	C\$2.36133	C\$2.58641
Ex-Alberta Transportation	(C\$0.32804)	(C\$0.32369)
Alberta Transportation	(C\$0.19824)	(C\$0.21054)
ProGas Fee for Service	(C\$0.01698)	(C\$0.01656)
Customer Contribution	<u>C\$0.00835</u>	<u>C\$0.00826</u>
Netback ProGas Fee for Service	(C\$0.00863)	(C\$0.00830)
<b>Producer Netback Price</b>	C\$2.35270	C\$2.57811

## ProGas Enterprises Price - \$/GJ

	December/99	AVG Y-T-D
<b>Pre NOVA IT-2 Price</b>	\$2.83122	\$2.82552

## Sales Volume (MMCF)

	December/99	Y-T-D
<b>TOTAL SALES MMCF</b>	39,749	79,278
(includes Shrinkage & Fuel of 3,546 MMcf in December 1999 and 6,925 MMcf YTD)		



### DOMESTIC - INTRA-AB

	December/99	Y-T-D
LDC's	792	1,280
Marketers	8,791	19,172
East Cdn. Retail Mark.	0	0
Industrials	873	1,762
Release/Re-sell	2,528	5,002
<b>Sub-total</b>	12,990	27,216
<b>Shrinkage &amp; Fuel</b>	3,546	6,925

### NOTE:

Approximately 25% of Intra-AB Sales are sales volumes delivered in Alberta to export customers

### DOMESTIC-EX-AB

December/99	Y-T-D
-------------	-------



LDC's	217	428
Marketers	0	0
East Cdn. Retail Mark.	435	848
Industrials	681	681
<b>Sub-total</b>	<b>1,333</b>	<b>2,627</b>



<b>CALIFORNIA</b>	<b>December/99</b>	<b>Y-T-D</b>
LCD's	0	217
Marketers	224	224
<b>Sub-total</b>	<b>224</b>	<b>441</b>



<b>MIDWEST</b>	<b>December/99</b>	<b>Y-T-D</b>
Industrial	31	189
LDC's	5,804	11,087
Marketers	5,843	11,895
<b>Sub-total</b>	<b>11,678</b>	<b>23,171</b>



<b>NORTHEAST</b>	<b>December/99</b>	<b>Y-T-D</b>
Power Gen.	5,633	10,926
LDC's	2,655	4,856
Marketers	1,690	3,116
<b>Sub-total</b>	<b>9,978</b>	<b>18,898</b>

	Dec 98	Jan 99	Feb 99	Mar 99	Apr 99	May 99	Jun 99	Jul 99	Aug 99	Sep 99	Oct 99	Nov 99	Dec 99
<b>ProGas LTD</b>	\$2.09	\$2.13	\$1.96	\$1.89	\$1.92	\$2.26	\$2.20	\$2.30	\$2.50	\$2.61	\$2.65	\$2.80	\$2.35
<b>ARP</b>	\$2.22	\$2.04	\$1.90	\$1.80	\$1.90	\$2.21	\$2.22	\$2.33	\$2.60	\$2.86	\$2.72	\$3.06	\$2.54
<b>AECO "C"</b>	\$2.65	\$2.27	\$2.21	\$2.17	\$2.18	\$2.47	\$2.49	\$2.55	\$2.60	\$3.20	\$3.00	\$3.54	\$2.65
<b>ProGas ENT</b>	\$2.10	\$2.24	\$2.18	\$2.13	\$2.20	\$2.58	\$2.52	\$2.52	\$2.80	\$2.79	\$3.14	\$2.69	\$2.83