

2022 *Our impact*

in the Netherlands

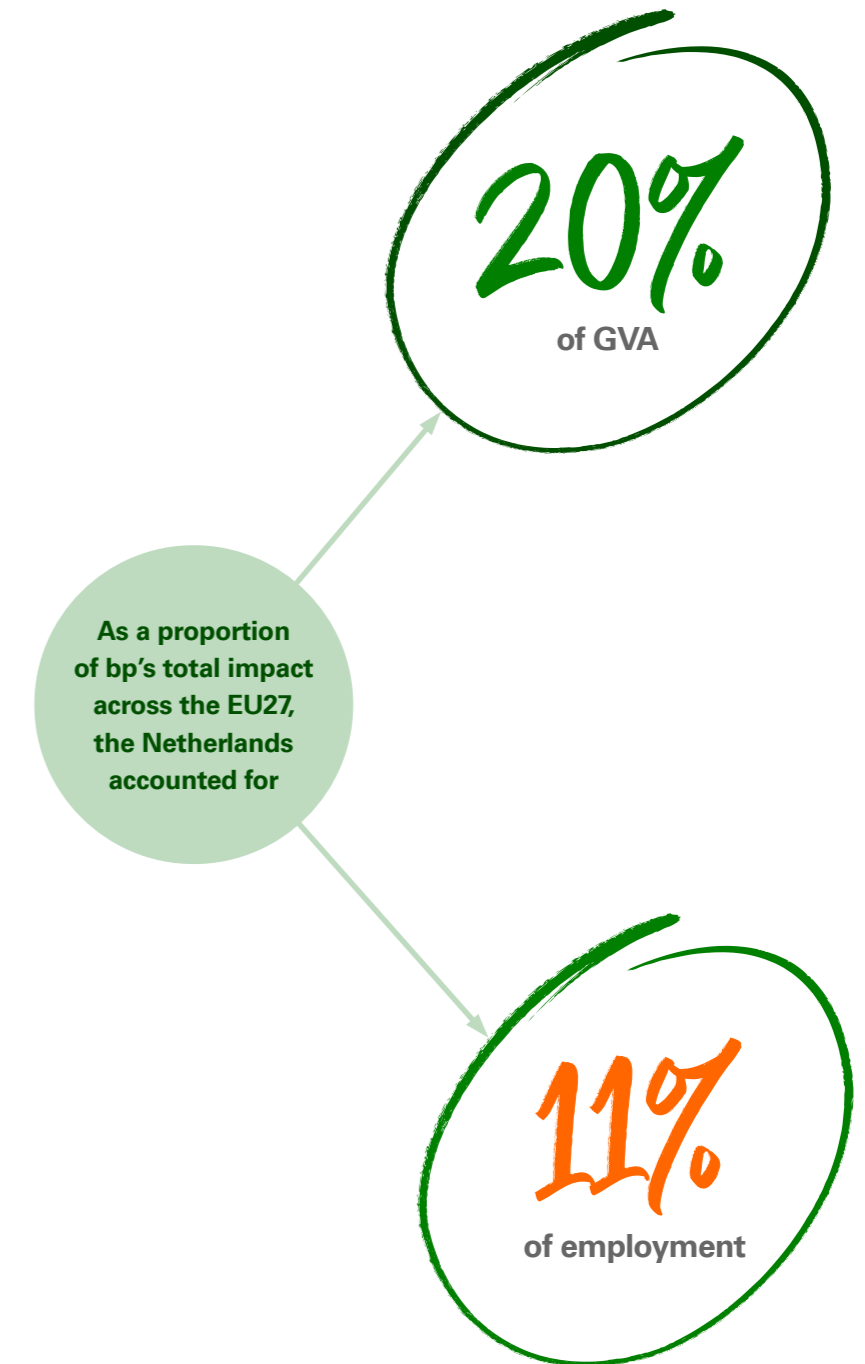
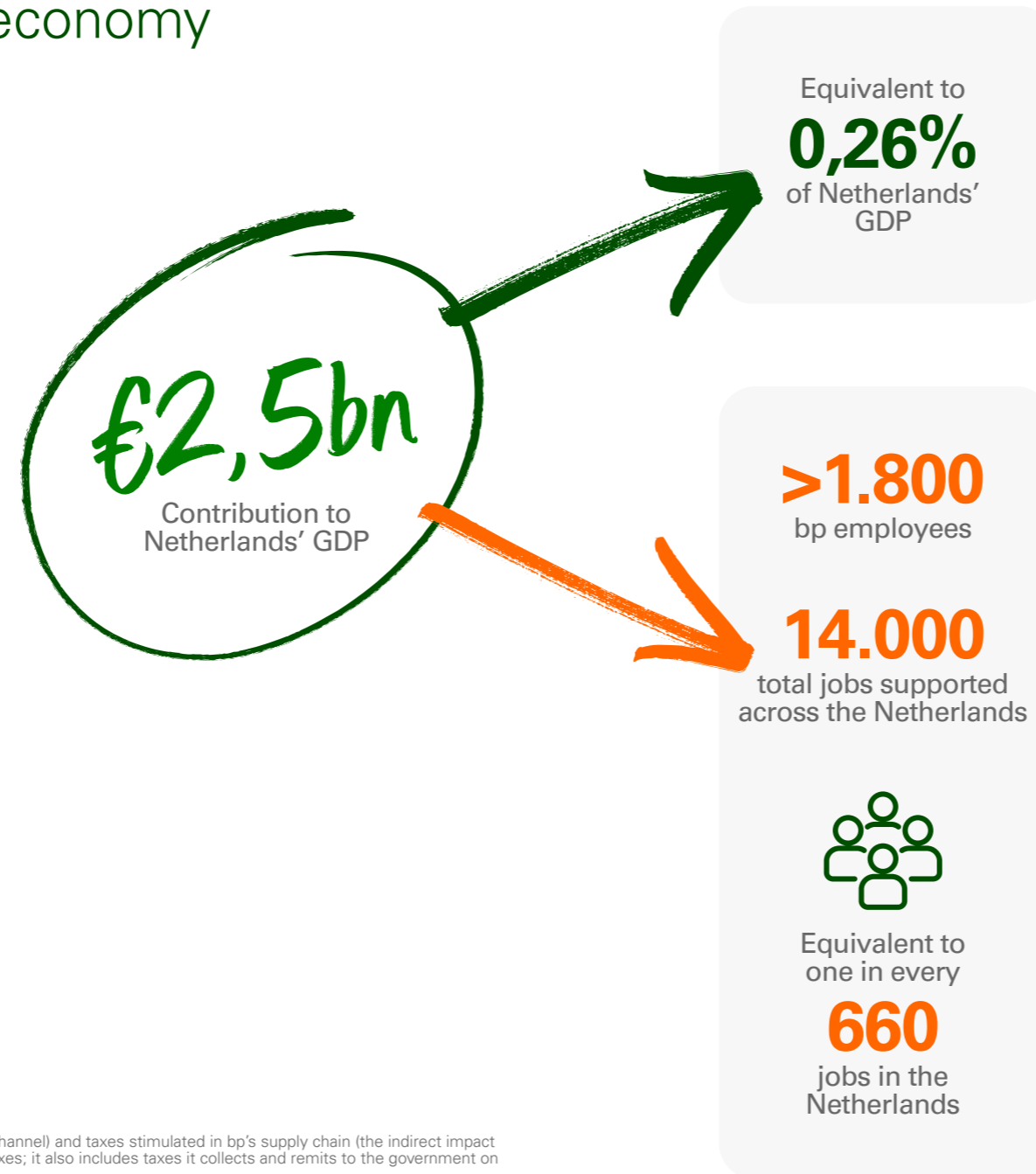
Total impact

At a glance – bp’s 2022 contribution to the Netherlands’ economy

bp makes important contributions to the Netherlands’ economy

In total, bp supported **€2,5 billion** in gross value added to the Netherlands’ GDP – equivalent to **0,26%** of the Netherlands’ GDP.

- bp’s own operations directly created a **€1,4 billion** gross value added contribution.
- bp was directly responsible for **1.840 jobs**, and stimulated a further **12.200 jobs** along the Netherlands’ supply chain.
- bp spent a total of **€1,2 billion** with Dutch suppliers.
- bp supported a tax contribution to the Netherlands’ government of **€960 million**. Through its direct operations bp collected and paid **€597 million** in tax revenue to the government and also supported **€370 million** worth of tax contributions along the supply chain.



Source: bp.

Note: Components may not sum to totals due to rounding.

bp’s tax contribution is split into two parts: taxes paid and collected by bp (the direct impact channel) and taxes stimulated in bp’s supply chain (the indirect impact channel). Taxes paid and collected by bp include the taxes bp pays itself, for example corporate taxes; it also includes taxes it collects and remits to the government on behalf of others, such as VAT and labour taxes.

Direct impact

bp's operations directly benefit the Netherlands' economy

bp directly contributes significantly to the Netherlands' economy through its wide range of operations, which include running the refinery in Rotterdam, operating retail sites, developing lower carbon energy solutions, providing aviation fuel for planes, and marketing and distributing products.

In 2022, bp directly:

- generated a **€1,4 billion** gross value added contribution to Netherlands' GDP.
- was responsible for **1.840 jobs**.
- paid and collected **€597 million** in tax for the government.



Rotterdam

bp Refinery Rotterdam (bpRR): one of the largest refineries in Western Europe and processes **400,000 barrels** of oil every day.

Refinery

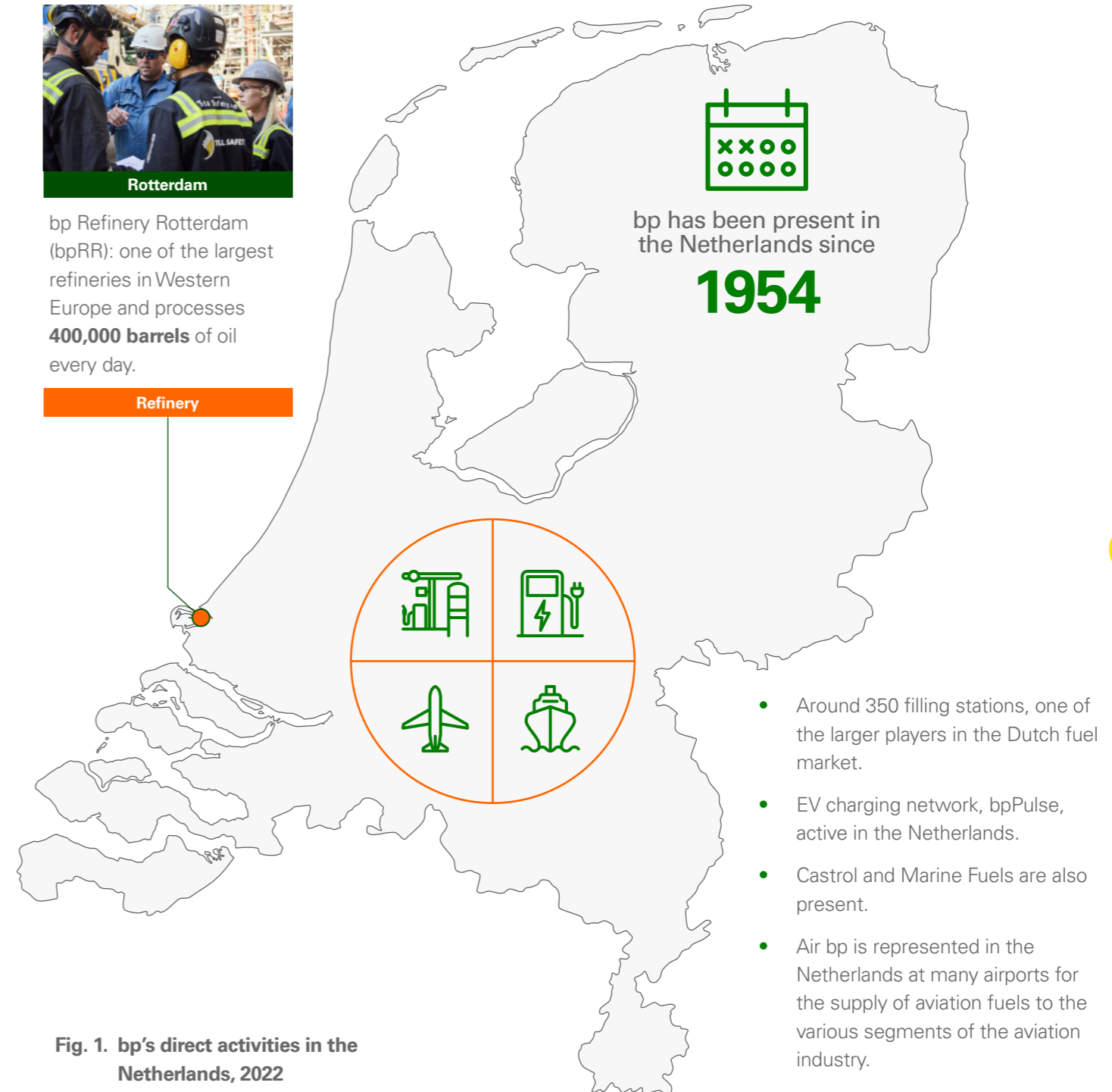


Fig. 1. bp's direct activities in the Netherlands, 2022

Indirect impact

bp's spending with Dutch suppliers stimulates substantial economic activity

By buying goods and services from its suppliers, bp supports those suppliers which generate their own gross value added, jobs, and tax impacts.

bp spent a total of **€1,2 billion** with Dutch businesses in 2022. This procurement spending supported:

- **€1,0 billion** in gross value added contributions along the supply chain.
- **12.200 jobs** in the supply chain.
- **€370 million** in tax revenues along the supply chain.

bp's supply chain spending benefitted a wide range of businesses and sectors

A wide variety of Dutch businesses benefitted from bp's operational spend of **€1,0 billion** in 2022.

- Business in the transport and storage industry benefitted the most from this operational expenditure, as they received **€311 million**, accounting for **30%** of total.
- Utilities businesses were also recipients of bp's operational spending, receiving **€164 million**, or **16%** of the total.

This spending, along with bp's supply chain spending elsewhere in the world, supported:

- **€890 million** gross value added contribution to the Netherlands' GDP.
- **9.900 jobs**.
- **€300 million** in tax revenue.

Operational spend (€ millions) 2022




Fig. 2. bp's operational spend in the Netherlands, 2022

Source: bp Note: Components may not sum to totals due to rounding.

bp also supports a wide range of businesses through its capital expenditure

Capital spend on Dutch suppliers by bp was **€192 million** in 2022.

- Construction firms received **56%** of bp's total capital expenditure

This spending, along with bp's spending elsewhere in the world, supported an estimated:

- **€160 million** in gross value added contribution to the Netherlands' GDP.
- **2.300 jobs**.
- **€66 million** in tax revenue.

Capital spend (€ millions) 2022



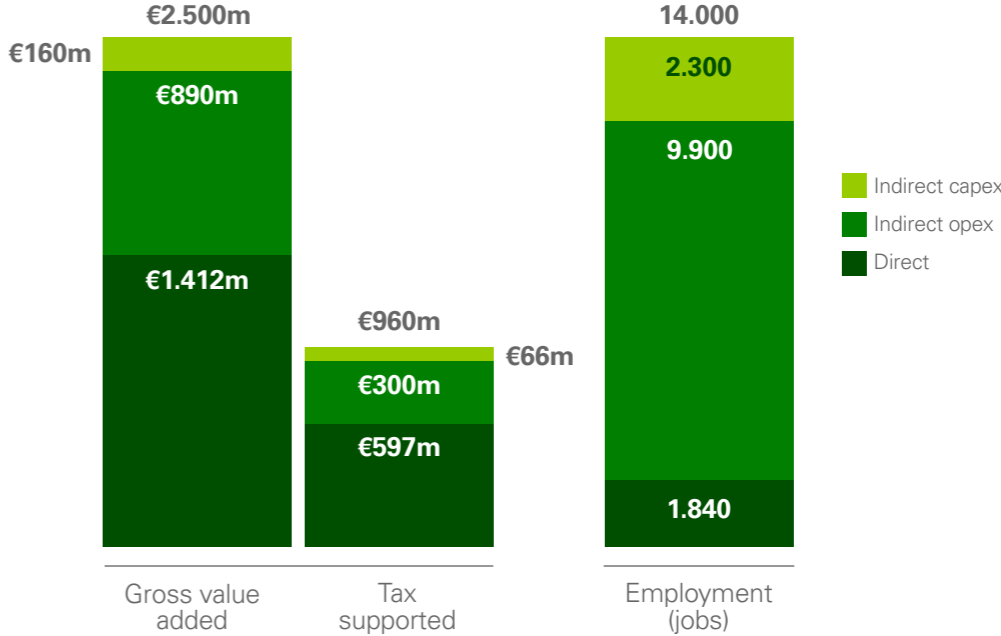
Fig. 3. bp's capital spend in the Netherlands, 2022

Source: bp Note: Components may not sum to totals due to rounding.

Total impact bp's total impact in the Netherlands in 2022 was substantial

- For every euro of gross value added bp itself creates, the company supports a further **€0,74** in the supply chain.
- For every job at bp itself, the firm supports a further **6,6 jobs** across the Netherlands.
- For every euro bp itself pays and collects, the company supports a further **€0,61** in tax in the supply chain.

Fig. 4. bp's impact in the Netherlands by channel, 2022



Source: bp, Oxford Economics Note: Components may not sum to totals due to rounding.





Disclaimer

This publication titled “2022 Our impact in the Netherlands” has been written by Oxford Economics. Oxford Economics’ methodology can be accessed via the link included on this page. bp has not endorsed or verified the EU27 Economic Impact Report and assumes no obligation to update, revise or supplement the EU27 Economic Impact Report or any of its contents. No warranty or representation is made regarding the accuracy, completeness or validity of the information contained in the EU27 Economic Impact Report. Neither bp plc nor any of its subsidiaries (nor their respective officers, employees and agents) accepts any liability whatsoever for any loss or damage arising from reliance on or actions taken based on, any of the information set out in this publication.

The following supporting documents are available to download from [bp.com](https://www.bp.com)

[European economic impact report](#)



[Oxford Economics methodology](#)



[Oxford Economics glossary](#)