

2022
Our impact
in Poland

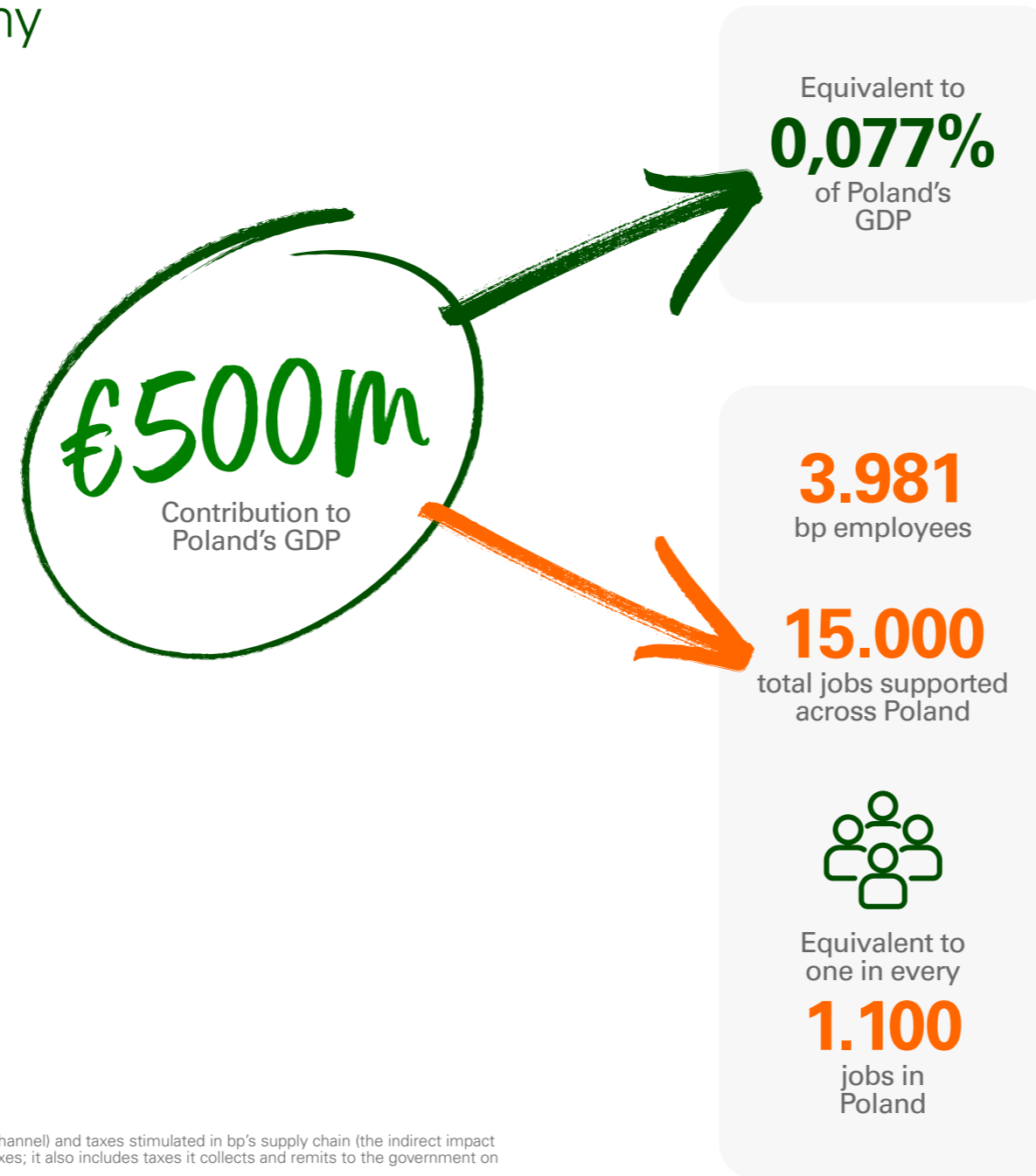
Total impact

At a glance – bp’s 2022 contribution to the Polish economy

bp makes important contributions to Poland’s economy

In total, bp supported **€500 million** in gross value added to Poland’s GDP – equivalent to **0,077%** of Poland’s GDP.

- bp’s own operations directly created a **€113 million** gross value added contribution to Poland’s GDP.
- bp was directly responsible for **3.981 jobs**, and stimulated a further **11.100 jobs** along Poland’s supply chain.
- bp spent a total of **€395 million** with Polish suppliers.
- bp supported a tax contribution to the Polish government of **€500 million**. Through its direct operations bp collected and paid **€463 million** in tax revenue to the government and also supported **€33 million** worth of tax contributions along the supply chain.



Source: bp.
Note: Components may not sum to totals due to rounding.
bp's tax contribution is split into two parts: taxes paid and collected by bp (the direct impact channel) and taxes stimulated in bp's supply chain (the indirect impact channel). Taxes paid and collected by bp include the taxes bp pays itself, for example corporate taxes; it also includes taxes it collects and remits to the government on behalf of others, such as VAT and labour taxes.

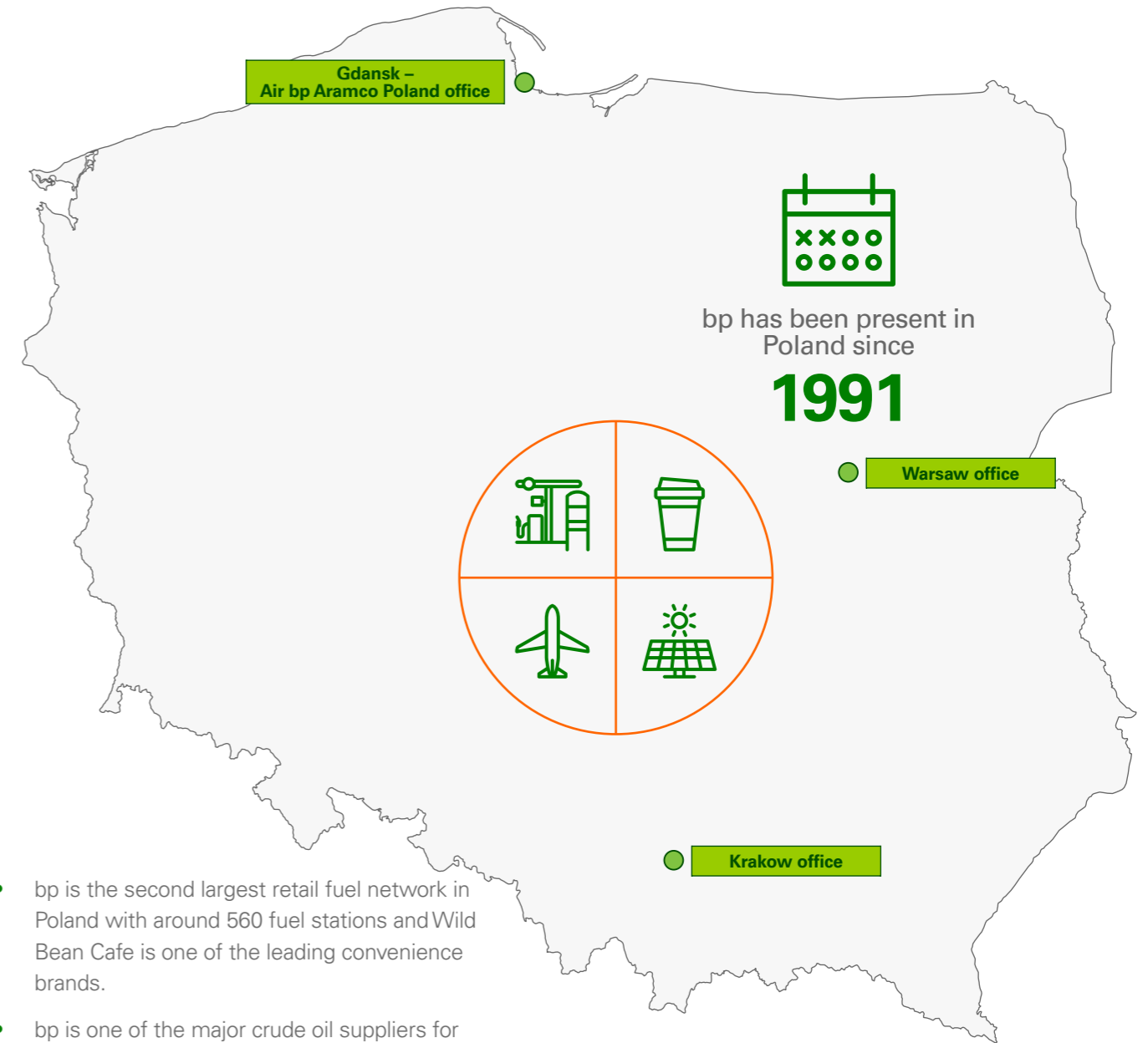
Direct impact

bp's operations directly benefit Poland's economy

bp directly contributes significantly to Poland's economy through its wide range of operations, which include marketing, distributing and selling fuels and lubricants. As well as providing aviation fuel through Air bp, and photovoltaic development through Lightsource bp.

In 2022, bp directly:

- generated a **€113 million** gross value added contribution to Poland's GDP.
- was responsible for **3.981** jobs.
- paid and collected **€463 million** in tax for the government.



- bp is the second largest retail fuel network in Poland with around 560 fuel stations and Wild Bean Cafe is one of the leading convenience brands.
- bp is one of the major crude oil suppliers for the CEE region.
- Air bp Aramco Poland operates on six airports in Poland.
- Castrol in Poland is a leading lubricants brand.

Fig. 1. bp's direct activities in Poland, 2022

Indirect impact

bp's spending with Polish suppliers stimulates substantial economic activity

By buying goods and services from its suppliers, bp supports gross value added, jobs, and tax impacts along the supply chain.

bp spent a total of **€395 million** with Polish businesses in 2022. This procurement spending supported:

- **€390 million** in gross value added contributions along the supply chain.
- **11.100 jobs** in the supply chain.
- **€33 million** in tax revenues along the supply chain.

bp's supply chain spending benefitted a wide range of businesses and sectors

A wide variety of Polish businesses benefitted from bp's operational spend of **€332 million** in 2022.

- Businesses in the food and beverages industry benefitted the most from this operational expenditure, as they received **€104 million**, accounting for **31%** of total.
- Professional services were also recipients of bp's operational spending, receiving **€57 million**, or **17%** of the total.

This spending, along with bp's supply chain spending elsewhere in the world, supported an estimated:

- **€330 million** gross value added contribution to Poland's GDP.
- **9.500 jobs**.
- **€28 million** in tax revenue.

Operational spend (€ millions) 2022



Fig. 2. bp's operational spend in Poland, 2022

Source: bp Note: Components may not sum to totals due to rounding.

bp also supports a wide range of businesses through its capital expenditure

Capital spend on Polish suppliers by bp was **€62 million** in 2022.

- Professional services received **40%** of bp's total capital expenditure

This spending, along with bp's spending elsewhere in the world, supported an estimated:

- €59 million** in gross value added contributions to Poland's GDP.
- 1.600 jobs**.
- €4,8 million** in tax revenue.

Capital spend (€ millions) 2022

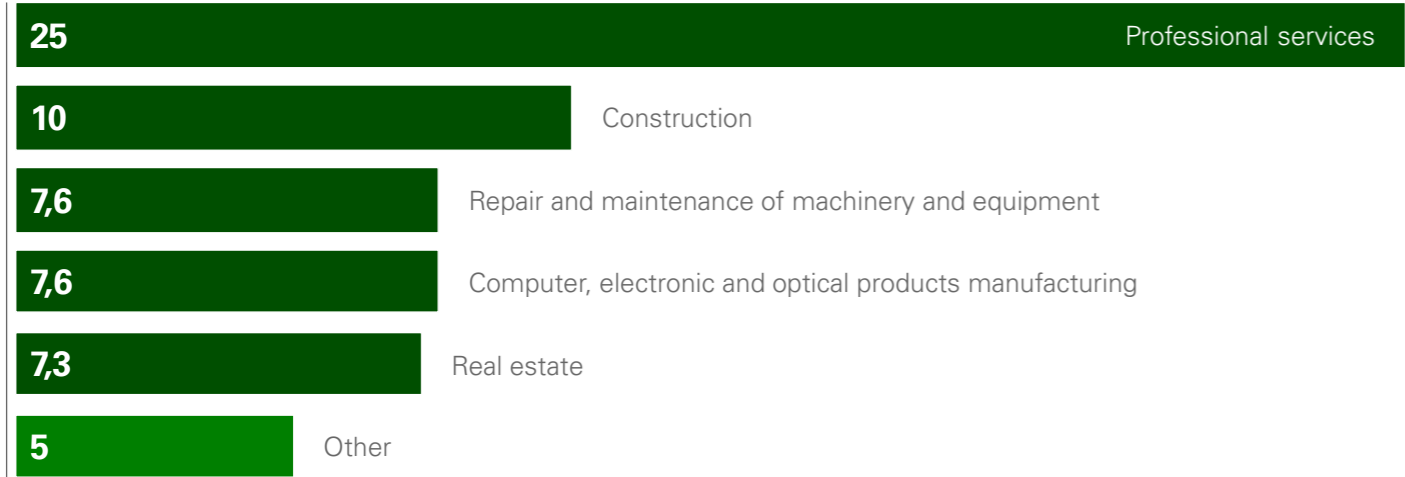


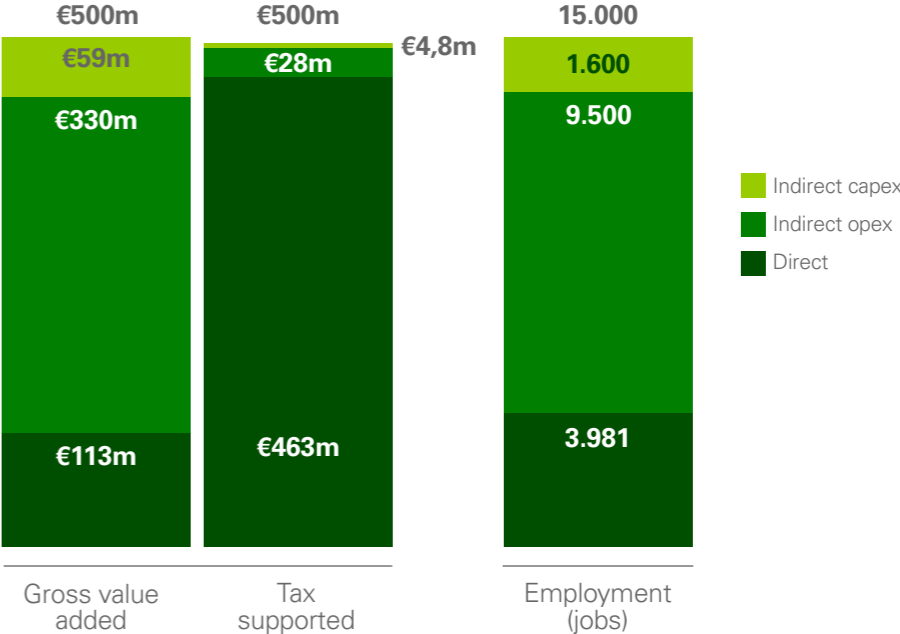
Fig. 3. bp's capital spend in Poland, 2022

Source: bp Note: Components may not sum to totals due to rounding.

Total impact bp's total impact in Poland in 2022 was substantial

- For every euro of gross value added bp itself created, the company supported a further **€3,40** in the supply chain.
- For every job at bp itself, the firm supported a further **2,8 jobs** across Poland.
- For every euro bp itself paid and collected, the company supports a further **€0,071** in tax in the supply chain.

Fig. 4. bp's impact in Poland by channel 2022



Source: bp, Oxford Economics Note: Components may not sum to totals due to rounding.



Disclaimer

This publication titled “2022 Our impact in Poland” has been written by Oxford Economics. Oxford Economics’ methodology can be accessed via the link included on this page. bp has not endorsed or verified the EU27 Economic Impact Report and assumes no obligation to update, revise or supplement the EU27 Economic Impact Report or any of its contents. No warranty or representation is made regarding the accuracy, completeness or validity of the information contained in the EU27 Economic Impact Report. Neither bp plc nor any of its subsidiaries (nor their respective officers, employees and agents) accepts any liability whatsoever for any loss or damage arising from reliance on or actions taken based on, any of the information set out in this publication.

The following supporting documents are available to download from [bp.com](https://www.bp.com)

[European economic impact report](#)



[Oxford Economics methodology](#)



[Oxford Economics glossary](#)