

2022  
*Our impact*

in Spain

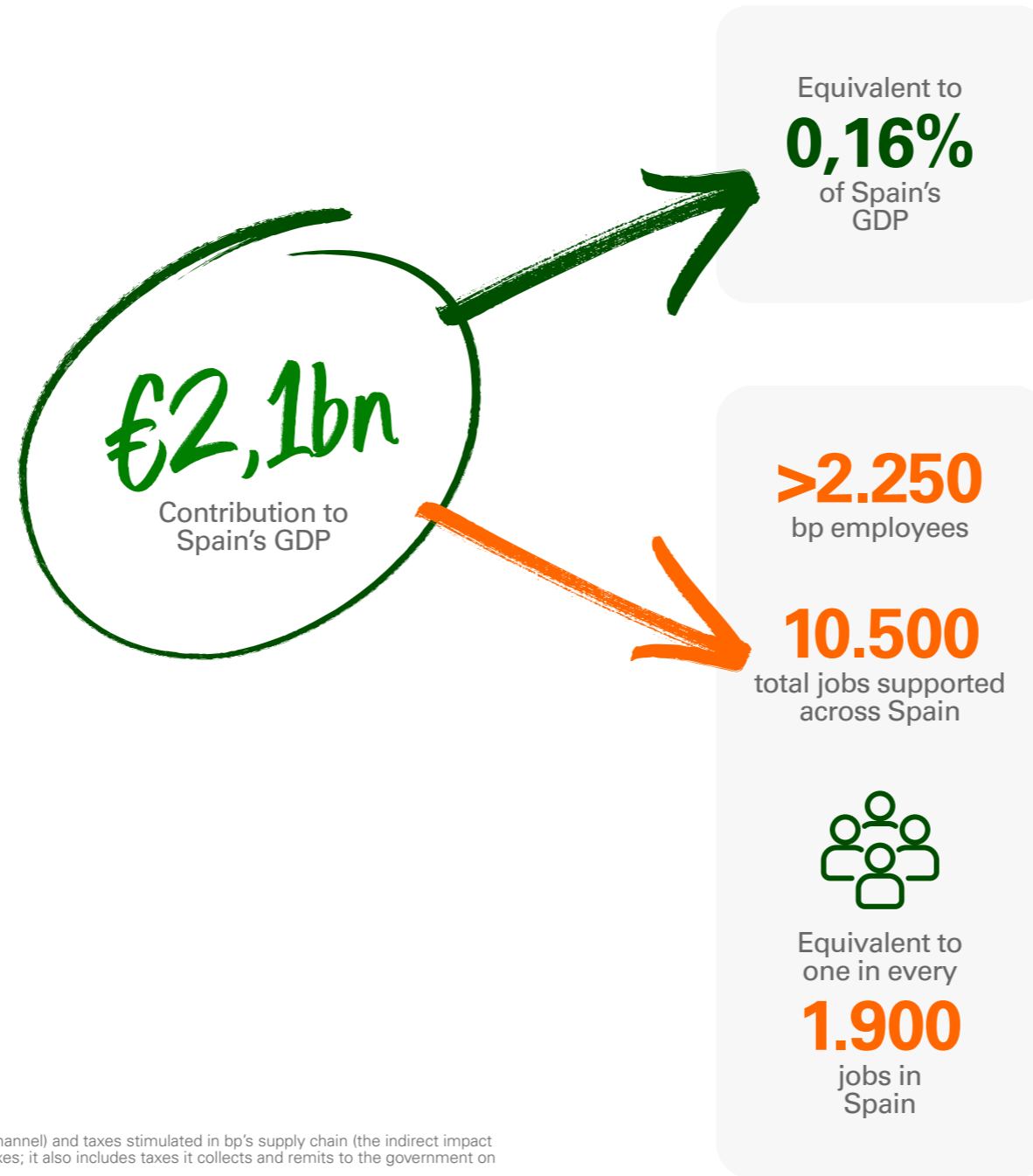
# Total impact

## At a glance – bp’s 2022 contribution to Spain’s economy

bp makes important contributions to Spain’s economy

In total, bp supported **€2,1 billion** in gross value added contributions to Spain’s GDP – equivalent to **0,16%** of Spain’s GDP.

- bp’s own operations directly created a **€1,5 billion** gross value added contribution.
- bp was directly responsible for **2.284 jobs**, and stimulated a further **8.200 jobs** along Spain’s supply chain.
- bp spent a total of **€507 million** with Spanish suppliers.
- bp supported total tax contributions to Spain’s government of **€2,5 billion**. Through its direct operations bp collected and paid **€2,3 billion** in tax revenue to the government and also supported **€170 million** worth of tax contributions along the supply chain.



Source: bp.  
Note: Components may not sum to totals due to rounding.  
bp’s tax contribution is split into two parts: taxes paid and collected by bp (the direct impact channel) and taxes stimulated in bp’s supply chain (the indirect impact channel). Taxes paid and collected by bp include the taxes bp pays itself, for example corporate taxes; it also includes taxes it collects and remits to the government on behalf of others, such as VAT and labour taxes.

# Direct impact

bp's operations directly benefit Spain's economy

bp directly contributes significantly to Spain's economy through its wide range of operations, which include running a refinery at Castellon producing fuels/ biofuels, operating retail sites, developing EV charging points, lower carbon energy solutions such as biofuels and renewable energy, trading and shipping.

## In 2022, bp directly:

- generated a **€1,5 billion** gross value added contribution to Spain's GDP.
- was responsible for **2.284 jobs**.
- paid and collected **€2,3 billion** in tax for the government.

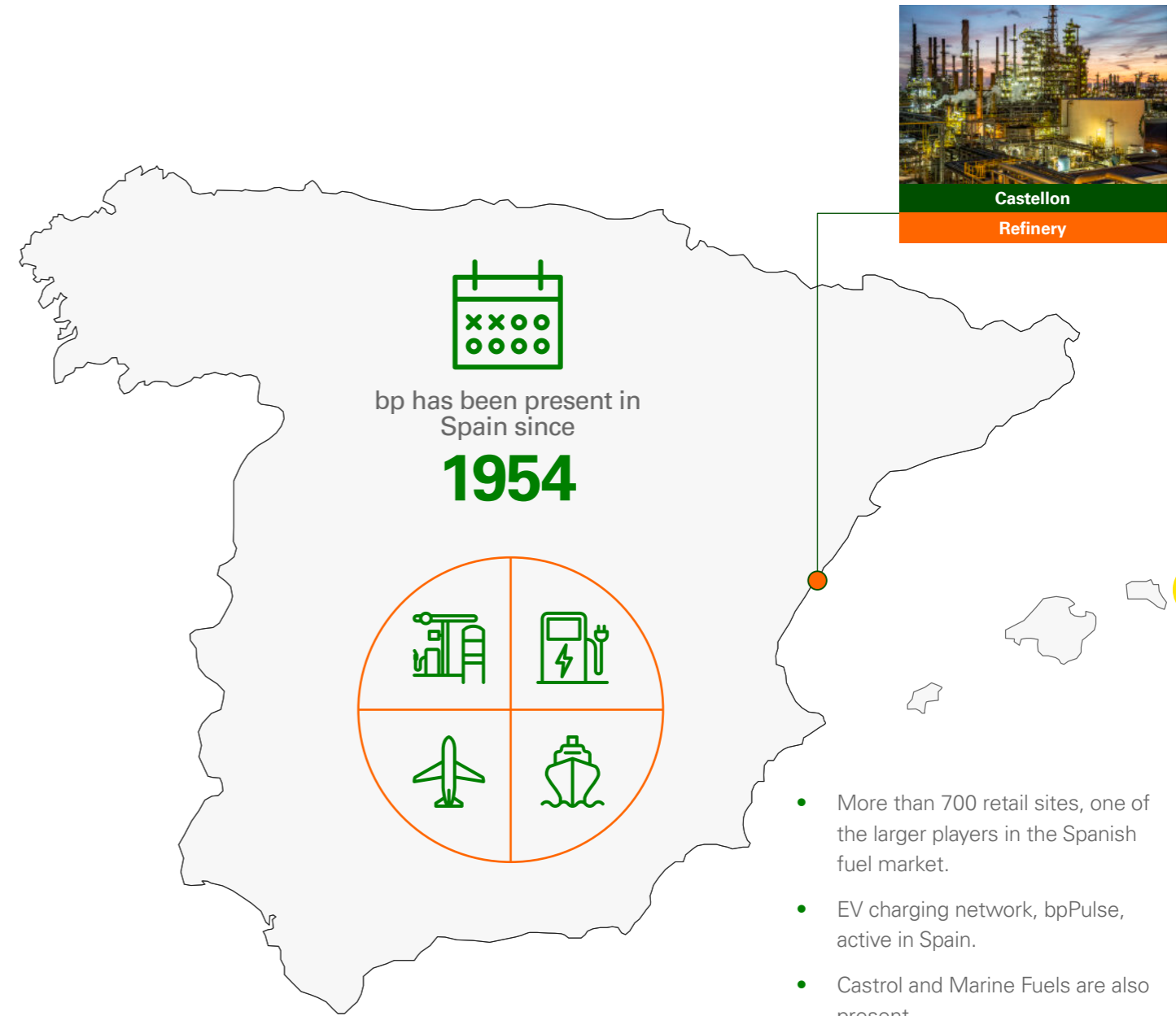


Fig. 1. bp's direct activities in Spain, 2022

# Indirect impact

bp's spending with Spanish suppliers stimulates substantial economic activity

By buying goods and services from its suppliers, bp supports gross value added, jobs, and tax impacts along the supply chain.

bp spent a total of **€507 million** with Spanish businesses in 2022. This procurement spending supported:

- **€530 million** in gross value added contributions along the supply chain.
- **8.200 jobs** in the supply chain.
- **€170 million** in tax revenues along the supply chain.

# bp's supply chain spending benefitted a wide range of businesses and sectors

A wide variety of Spanish businesses benefitted from bp's operational spend of **€435 million** in 2022.

- Business in the transport and storage industry benefitted the most from this operational expenditure, as they received **€137 million**, accounting for **32%** of the total.
- Basic metals businesses were also recipients of bp's operational spending, receiving **€63 million**, or **15%** of the total.

This spending, along with bp's supply chain spending elsewhere in the world, supported an estimated:

- **€460 million** in gross value added contributions to Spain's GDP.
- **6.900 jobs**.
- **€140 million** in tax revenue.

## Operational spend (€ millions) 2022



Fig. 2. bp's operational spend in Spain, 2022

Source: bp Note: Components may not sum to totals due to rounding.

# bp also supports a wide range of businesses through its capital expenditure

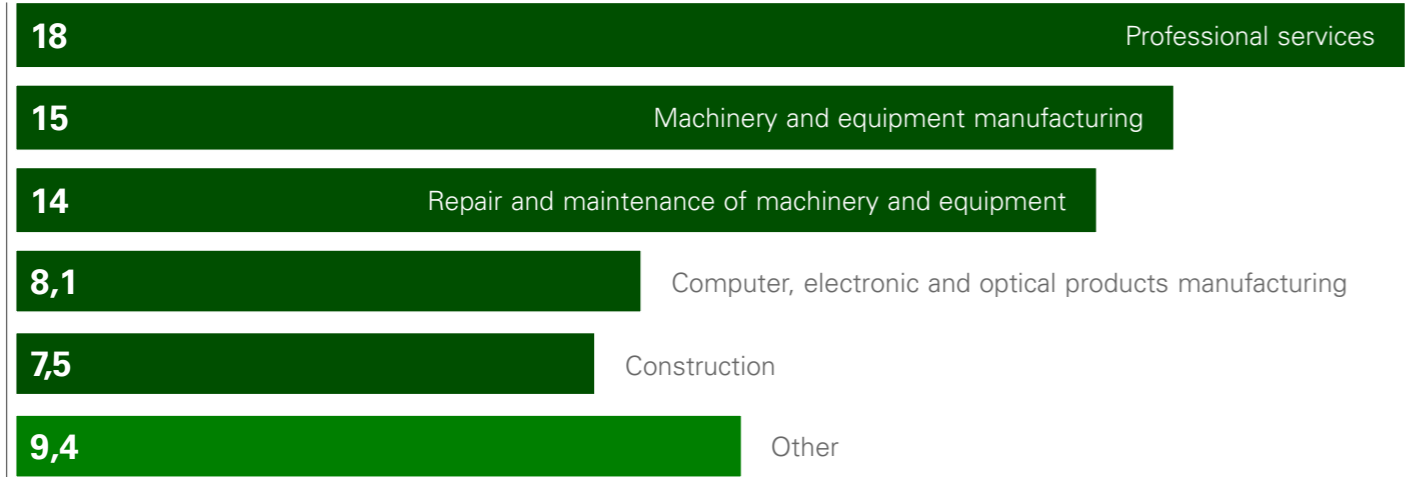
Capital spend on Spanish suppliers by bp was **€72 million** in 2022.

- Professional services received **25%** of bp's total capital expenditure.

This spending, along with bp's spending elsewhere in the world, supported an estimated:

- €75 million** in gross value added contribution to Spain's GDP.
- 1.300 jobs**.
- €25 million** in tax revenue.

**Capital spend (€ millions) 2022**



**Fig. 3. bp's capital spend in Spain, 2022**

Source: bp Note: Components may not sum to totals due to rounding.

# Total impact **bp's total impact in Spain in 2022 was substantial**

- For every euro of gross value added bp itself created, the company supported a further **€0,34** in the supply chain.
- For every job at bp itself, the firm supported a further **3,6 jobs** across Spain.
- For every euro bp itself paid and collected, the company supported a further **€0,071** in tax payments along the supply chain.

**Fig. 4. bp's impact in Spain by channel, 2022**



Source: bp, Oxford Economics Note: Components may not sum to totals due to rounding.



#### **Disclaimer**

This publication titled “2022 Our impact in Spain” has been written by Oxford Economics. Oxford Economics’ methodology can be accessed via the link included on this page. bp has not endorsed or verified the EU27 Economic Impact Report and assumes no obligation to update, revise or supplement the EU27 Economic Impact Report or any of its contents. No warranty or representation is made regarding the accuracy, completeness or validity of the information contained in the EU27 Economic Impact Report. Neither bp plc nor any of its subsidiaries (nor their respective officers, employees and agents) accepts any liability whatsoever for any loss or damage arising from reliance on or actions taken based on, any of the information set out in this publication.

The following supporting documents are available to download from [bp.com](https://www.bp.com)

[European economic impact report](#)



[Oxford Economics methodology](#)



[Oxford Economics glossary](#)