



2022
Our impact

in Sweden

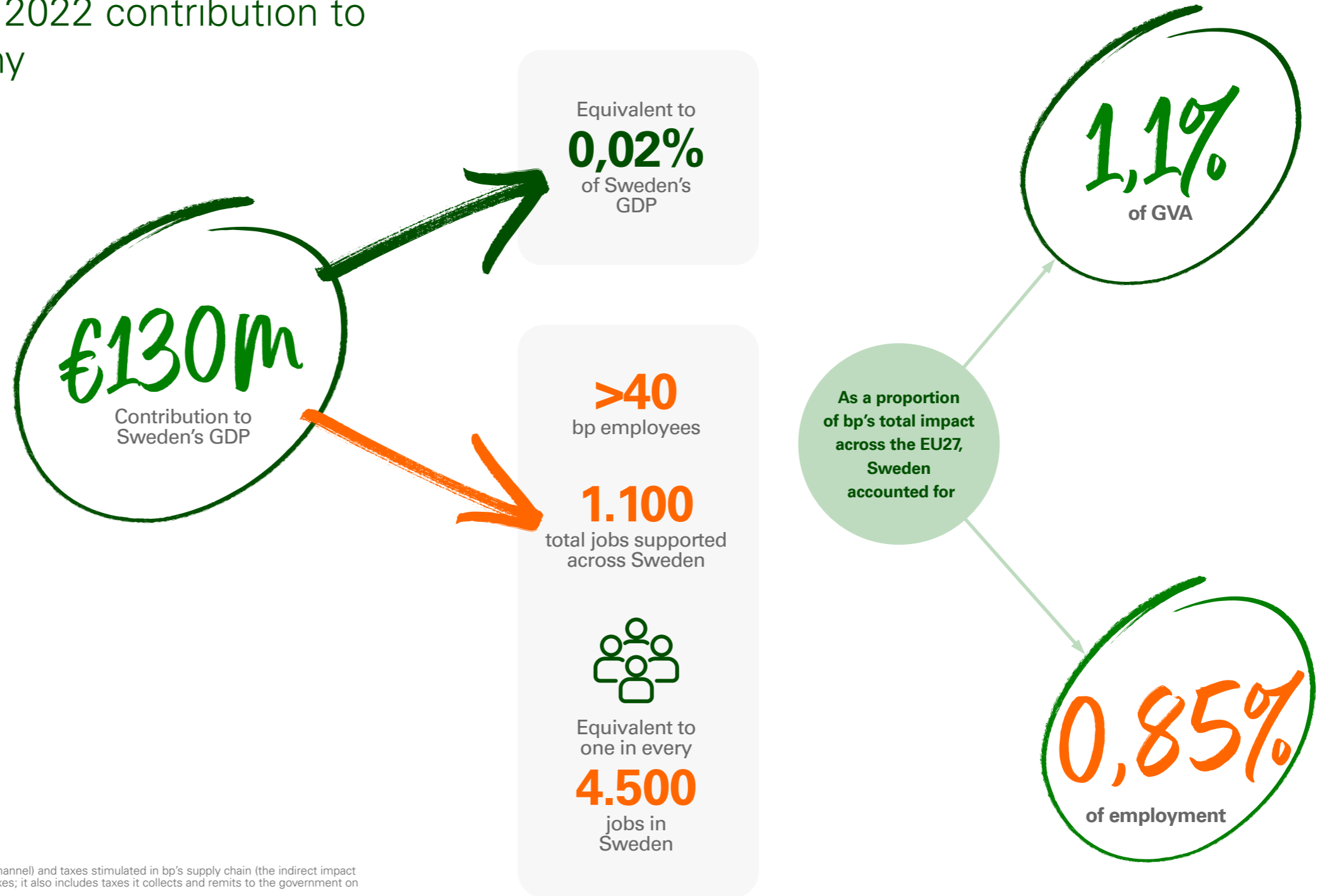
Total impact

At a glance – bp’s 2022 contribution to Sweden’s economy

bp makes important contributions to Sweden’s economy

In total, bp supported **€130 million** in gross value added to Sweden’s GDP – equivalent to **0,02%** of Sweden’s GDP.

- bp’s own operations directly created a **€28 million** gross value added contribution.
- bp was directly responsible for **44 jobs**, and stimulated a further **1.070 jobs** along Sweden’s supply chain.
- bp spent a total of **€26 million** with Swedish suppliers.
- bp supported a tax contribution to Sweden’s government of **€64 million**. Through its direct operations bp collected and paid **€5,7 million** in tax revenue to the government and also supported **€59 million** worth of tax contributions along the supply chain.



Source: bp.
Note: Components may not sum to totals due to rounding.
bp's tax contribution is split into two parts: taxes paid and collected by bp (the direct impact channel) and taxes stimulated in bp's supply chain (the indirect impact channel). Taxes paid and collected by bp include the taxes bp pays itself, for example corporate taxes; it also includes taxes it collects and remits to the government on behalf of others, such as VAT and labour taxes.

Direct impact

bp's operations directly benefit Sweden's economy

bp directly contributes significantly to Sweden's economy through its wide range of operations, which include providing aviation fuel and refuelling operations in airports in Sweden through Air bp, as well as marketing activities and providing customer service support for bp's lubricants business under the bp and Castrol brands.

In 2022, bp directly:

- generated a **€28 million** gross value added contribution to Sweden's GDP.
- was responsible for **44 jobs**.
- paid and collected **€5,7 million** in tax for the government.

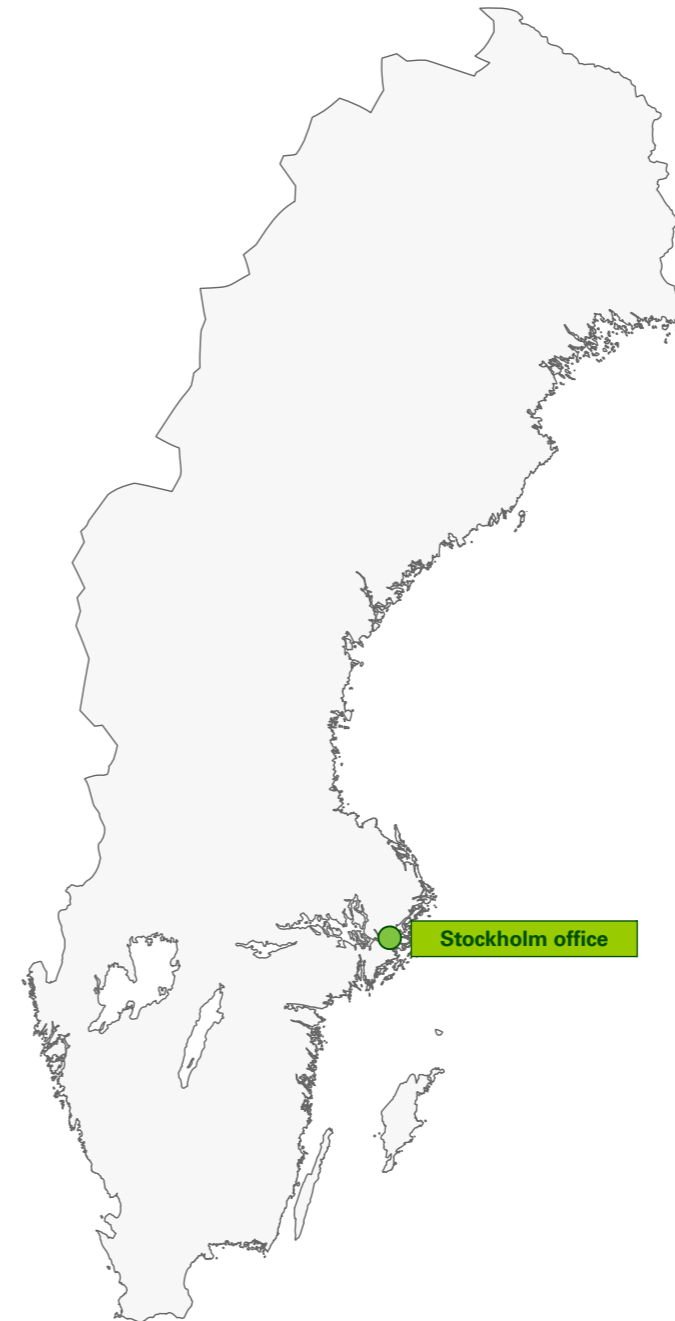
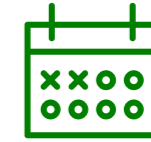
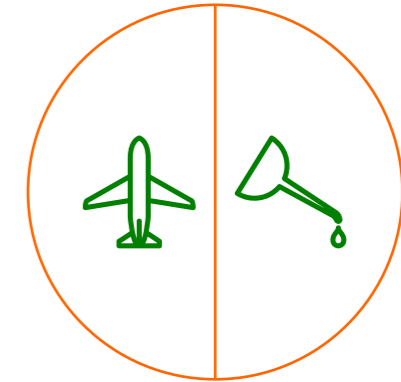


Fig. 1. bp's direct activities in Sweden, 2022



bp has been present in Sweden since

1927



- Under the Castrol brand we market lubricants for both industrial and automotive.
- Air bp is represented in Sweden at 22 airports.
- Air bp was the first and one of the main contributors of sustainable aviation fuel (SAF) in Sweden

Indirect impact

bp's spending with Swedish suppliers stimulates substantial economic activity

By buying goods and services from its suppliers, bp supports gross value added, jobs, and tax impacts along the supply chain.

bp spent a total of €26 million with Swedish businesses in 2022. This procurement spending supported:

- **€100 million** in gross value added contributions along the supply chain.
- **1.070 jobs** in the supply chain.
- **€59 million** in tax revenues along the supply chain.

bp's operational spending benefitted a wide range of businesses and sectors

A wide variety of Swedish businesses benefitted from bp's operational spend of **€24 million** in 2022.

- Businesses in the transport and storage industry benefitted the most from this operational expenditure, as they received **€14 million**, accounting for **61%** of total.
- Refined petroleum manufacturing businesses were also recipients of bp's operational spending, receiving **€3,1 million**, or **13%** of the total.

This spending, along with bp's supply chain spending elsewhere in the world, supported an estimated:

- **€89 million** in gross value added contributions to Sweden's GDP.
- **920 jobs**.
- **€50 million** in tax revenue.

Operational spend (€ millions) 2022

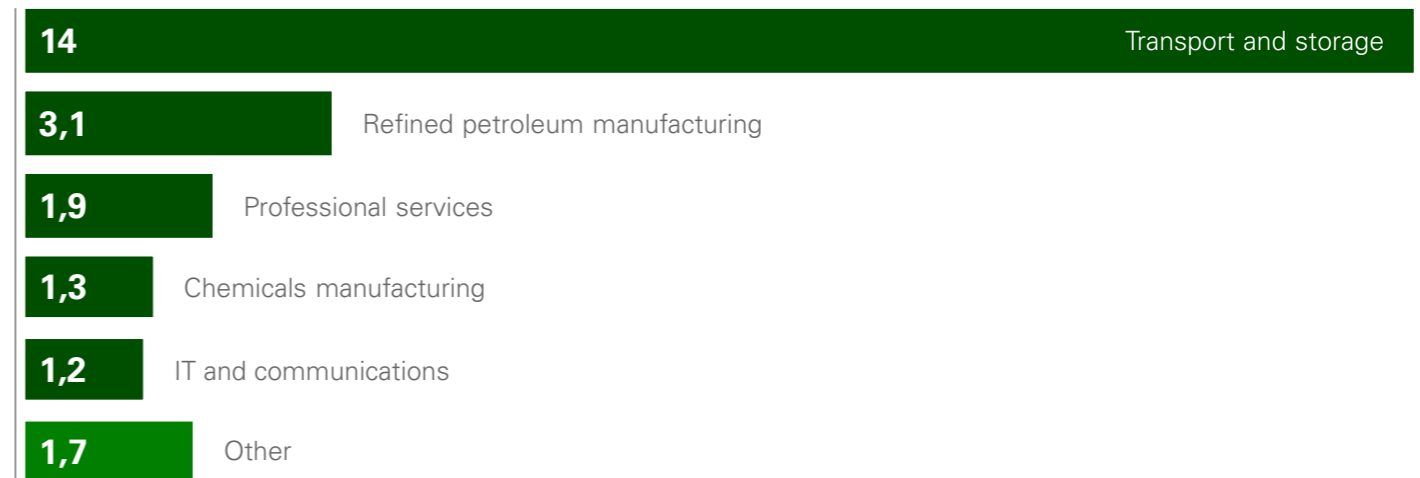


Fig. 2. bp's operational spend in Sweden, 2022

Source: bp Note: Components may not sum to totals due to rounding.

bp also supports a wide range of businesses through its capital expenditure

Capital spend on Swedish suppliers by bp was **€1,9 million** in 2022, spent across a variety of sectors including construction, transportation and storage, and IT and communications.

- Construction firms received **74%** of bp's total capital expenditure

This spending, along with bp's spending elsewhere in the world, supported an estimated:

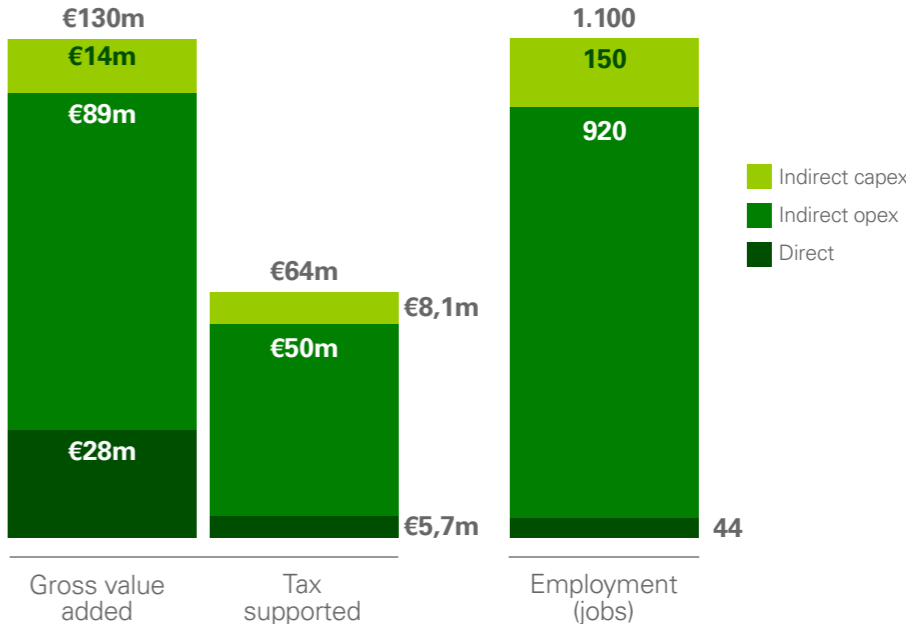
- **€14 million** in gross value added contribution to Sweden's GDP.
- **150 jobs**.
- **€8,1 million** in tax revenue.



Total impact bp's total impact in Sweden in 2022 was substantial

- For every euro of gross value added bp itself creates, the company supports a further **€3,80** in the supply chain.
- For every job at bp itself, the firm supports a further **24 jobs** across Sweden.
- For every euro bp itself pays and collects, the company supports a further **€10** in tax in the supply chain.

Fig. 3. bp's impact in Sweden by channel, 2022



Source: bp Note: Components may not sum to totals due to rounding.

Source: bp, Oxford Economics Note: Components may not sum to totals due to rounding.



Disclaimer

This publication titled “2022 Our impact in Sweden” has been written by Oxford Economics. Oxford Economics’ methodology can be accessed via the link included on this page. bp has not endorsed or verified the EU27 Economic Impact Report and assumes no obligation to update, revise or supplement the EU27 Economic Impact Report or any of its contents. No warranty or representation is made regarding the accuracy, completeness or validity of the information contained in the EU27 Economic Impact Report. Neither bp plc nor any of its subsidiaries (nor their respective officers, employees and agents) accepts any liability whatsoever for any loss or damage arising from reliance on or actions taken based on, any of the information set out in this publication.

The following supporting documents are available to download from [bp.com](https://www.bp.com)

[European economic impact report](#)



[Oxford Economics methodology](#)



[Oxford Economics glossary](#)