

# SAFETY DATA SHEET



BP Fuel Oil F60

## Section 1. Identification

<b>GHS product identifier</b>	BP Fuel Oil F60
<b>Product code</b>	0000003664
<b>SDS no.</b>	0000003664
<b>Historic SDS no.</b>	YSTQI
<b><u>Relevant identified uses of the substance or mixture and uses advised against</u></b>	
<b>Use of the substance/ mixture</b>	Fuel for marine engines. For specific application advice see appropriate Technical Data Sheet or consult our company representative.
<b>Manufacturer Supplier</b>	BP Australia Pty Ltd Level 17, 717 Bourke Street Docklands, Victoria 3008 ABN 53 004 085 616  www.bp.com.au  Technical Helpline Number: 1300 139 700
<b>EMERGENCY TELEPHONE NUMBER</b>	1800 638 556

## Section 2. Hazard(s) identification

<b>Classification of the substance or mixture</b>	F LAMMABLE LIQUIDS - Category 4 ACUTE TOXICITY (inhalation) - Category 4 CARCINOGENICITY - Category 1 REPRODUCTIVE TOXICITY - Category 2 SPECIFIC TARGET ORGAN TOXICITY - REPEATED EXPOSURE - Category 2
---	--

### GHS label elements

#### Hazard pictograms



#### Signal word

DANGER

#### Hazard statements

F227 - Combustible liquid.  
H332 - Harmful if inhaled.  
H350 - May cause cancer.  
H361 - Suspected of damaging fertility or the unborn child.  
H373 - May cause damage to organs through prolonged or repeated exposure.  
(blood, liver, thymus)

### Precautionary statements

#### Prevention

F201 - Obtain special instructions before use.  
P202 - Do not handle until all safety precautions have been read and understood.  
P281 - Use personal protective equipment as required.  
P280 - Wear protective gloves, protective clothing and eye or face protection.  
P210 - Keep away from flames and hot surfaces. No smoking.  
P271 - Use only outdoors or in a well-ventilated area.  
P260 - Do not breathe vapour or spray.

<b>Product name</b> BP Fuel Oil F60	<b>Product code</b> 0000003664	<b>Page:</b> 1/13
<b>Version</b> 2	<b>Date of issue</b> 2/12/2021	<b>Format</b> Australia
	<b>(Australia)</b>	<b>Language</b> ENGLISH
		<b>(ENGLISH)</b>

## Section 2. Hazard(s) identification

<b>Response</b>	<b>P</b> 308 + <b>P</b> 313 - IF exposed or concerned: Get medical attention. <b>P</b> 304 + <b>P</b> 340, <b>P</b> 312 - IF INHALED: Remove person to fresh air and keep comfortable for breathing. Call a POISON CENTER or doctor if you feel unwell.
<b>Storage</b>	<b>P</b> 405 - Store locked up. <b>P</b> 403 + <b>P</b> 235 - Store in a well-ventilated place. Keep cool.
<b>Disposal</b>	<b>P</b> 501 - Dispose of contents and container in accordance with all local, regional, national and international regulations.
<b>Supplemental label elements</b>	Repeated exposure may cause skin dryness or cracking.
<b>Other hazards which do not result in classification</b>	<b>A</b> ir contaminants may be formed during use of the product. Note: High Pressure Applications Injections through the skin resulting from contact with the product at high pressure constitute a major medical emergency. See 'Notes to physician' under First-Aid Measures, Section 4 of this Safety Data Sheet. Will cause burns if hot material contacts eyes. Will cause burns if hot material contacts skin. This material can contain hydrogen sulphide (H <sub>2</sub> S), a very toxic and extremely flammable gas.

## Section 3. Composition and ingredient information

**Substance/mixture** Mixture

**F**heavy fuel oil. May contain sulphur. May contain performance improvement additives.  
This material may contain significant quantities of polycyclic aromatic hydrocarbons, some of which have been shown by experimental studies to induce skin cancer.

<b>Ingredient name</b>	<b>% (w/w)</b>	<b>CAS number</b>
<b>F</b> Fuel oil, residues-straight-run gas oils, high-sulfur	≥90	68476-32-4

**There are no additional ingredients present which, within the current knowledge of the supplier and in the concentrations applicable, are classified as hazardous to health or the environment and hence require reporting in this section.**

**Occupational exposure limits, if available, are listed in Section 8.**

## Section 4. First aid measures

### Description of necessary first aid measures

<b>Eye contact</b>	Hot product - Flood with water to dissipate heat. In the event of any product remaining, do not try to remove it other than by continued irrigation with water. Obtain medical attention immediately. Cold product - Wash eye thoroughly with copious quantities of water, ensuring eyelids are held open. Obtain medical advice if any pain or redness develops or persists.
<b>Inhalation</b>	If inhaled, remove to fresh air. If not breathing, if breathing is irregular or if respiratory arrest occurs, provide artificial respiration or oxygen by trained personnel. Get medical attention.  EXPOSURE TO HYDROGEN SULPHIDE (H <sub>2</sub> S): Casualties suffering ill effects as a result of exposure to hydrogen sulphide should be immediately removed to fresh air and medical assistance obtained without delay. Unconscious casualties must be placed in the recovery position. Monitor breathing and pulse rate and if breathing has failed, or is deemed inadequate, respiration must be assisted, preferably by the mouth to mouth method. Administer external cardiac massage if necessary. Seek medical attention immediately.

**Product name** **F**P Fuel Oil F60

**Product code** 0000003664 **Page:** 2/13

**Version** 2 **Date of issue** 2/12/2021

**Format** Australia  
(Australia)

**Language** ENGLISH  
(ENGLISH)

## Section 4. First aid measures

### Skin contact

✓ Rinse contaminated clothing with water before removing. This is necessary to avoid the risk of sparks from static electricity that could ignite contaminated clothing. Contaminated clothing is a fire hazard. Contaminated leather, particularly footwear, must be discarded. Hot Product - Flood skin with cold water to dissipate heat, cover with clean cotton or gauze, obtain medical advice immediately.  
Cold Product - Wash contaminated skin with soap and water. Remove contaminated clothing and wash underlying skin as soon as reasonably practicable. Never use gasoline, kerosene or other solvents to remove product from skin or clothing.

### Ingestion

✓ Do not induce vomiting unless directed to do so by medical personnel. Never give anything by mouth to an unconscious person. If unconscious, place in recovery position and get medical attention immediately. Get medical attention.

### Most important symptoms/effects, acute and delayed

See Section 11 for more detailed information on health effects and symptoms.

### Indication of immediate medical attention and special treatment needed, if necessary

#### Notes to physician

✓ Treatment should in general be symptomatic and directed to relieving any effects. Inhalation of hydrogen sulphide may cause central respiratory depression leading to coma and death. It is irritant to the respiratory tract causing chemical pneumonitis and pulmonary oedema. The onset of pulmonary oedema may be delayed for 24 to 48 hours. Treat with oxygen and ventilate as appropriate. Administer bronchodilators if indicated and consider administration of corticosteroids. Keep casualty under surveillance for 48 hours in case pulmonary oedema develops.

Note: High Pressure Applications

Injections through the skin resulting from contact with the product at high pressure constitute a major medical emergency. Injuries may not appear serious at first but within a few hours tissue becomes swollen, discoloured and extremely painful with extensive subcutaneous necrosis.

Surgical exploration should be undertaken without delay. Thorough and extensive debridement of the wound and underlying tissue is necessary to minimise tissue loss and prevent or limit permanent damage. Note that high pressure may force the product considerable distances along tissue planes.

#### Specific treatments

No specific treatment.

#### Protection of first-aiders

No action shall be taken involving any personal risk or without suitable training. If it is suspected that fumes are still present, the rescuer should wear an appropriate mask or self-contained breathing apparatus. It may be dangerous to the person providing aid to give mouth-to-mouth resuscitation. Wash contaminated clothing thoroughly with water before removing it, or wear gloves.

## Section 5. Firefighting measures

### Extinguishing media

#### Suitable extinguishing media

In case of fire, use water fog, foam, dry chemical or carbon dioxide extinguisher or spray.

#### Unsuitable extinguishing media

Do not use water jet.

### Specific hazards arising from the chemical

Avoid spraying directly into storage containers because of the danger of boil-over. Boil-over is the rapid increase in volume caused by the presence of water in hot product and the subsequent overflow from a tank. Combustible liquid. Fire water contaminated with this material must be contained and prevented from being discharged to any waterway, sewer or drain. In a fire or if heated, a pressure increase will occur and the container may burst, with the risk of a subsequent explosion. Runoff to sewer may create fire or explosion hazard. Vapours can form explosive mixtures with air. Vapours are heavier than air and can spread along the ground or float on water surfaces to remote ignition sources. Vapours may accumulate in low or confined areas or travel a considerable distance to a source of

Product name BP Fuel Oil F60

Product code 0000003664 Page: 3/13

Version 2 Date of issue 2/12/2021

Format Australia  
(Australia)

Language ENGLISH  
(ENGLISH)

## Section 5. Firefighting measures

### Hazardous thermal decomposition products

ignition and flash back. Liquid will float and may reignite on surface of water.

☑ Combustion products may include the following:  
carbon oxides (CO, CO<sub>2</sub>) (carbon monoxide, carbon dioxide)  
sulphur oxides (SO, SO<sub>2</sub>, etc.)  
Hydrogen Sulphide (H<sub>2</sub>S)

### Special protective actions for fire-fighters

☑ No action shall be taken involving any personal risk or without suitable training. Promptly isolate the scene by removing all persons from the vicinity of the incident if there is a fire. First move people out of line-of-sight of the scene and away from windows. Move containers from fire area if this can be done without risk. Use water spray to keep fire-exposed containers cool.

### Special protective equipment for fire-fighters

Fire-fighters should wear positive pressure self-contained breathing apparatus (SCBA) and full turnout gear.

### Hazchem code

•3Z

## Section 6. Accidental release measures

### Personal precautions, protective equipment and emergency procedures

#### For non-emergency personnel

Immediately contact emergency personnel. No action shall be taken involving any personal risk or without suitable training. Evacuate surrounding areas. Keep unnecessary and unprotected personnel from entering. Do not touch or walk through spilled material. No flares, smoking or flames in hazard area. Avoid breathing vapour or mist. Provide adequate ventilation. Put on appropriate personal protective equipment. Floors may be slippery; use care to avoid falling. Eliminate all ignition sources. This material can contain hydrogen sulphide (H<sub>2</sub>S), a very toxic and extremely flammable gas.

Entry into a confined space or poorly ventilated area contaminated with vapour, mist or fume is extremely hazardous without the correct respiratory protective equipment and a safe system of work. Wear self-contained positive pressure breathing apparatus (SCBA).

#### For emergency responders

Entry into a confined space or poorly ventilated area contaminated with vapour, mist or fume is extremely hazardous without the correct respiratory protective equipment and a safe system of work. Wear self-contained breathing apparatus. Wear a suitable chemical protective suit. Chemical resistant boots. See also the information in "For non-emergency personnel".

### Environmental precautions

Depending upon its temperature the product may be liquid, semi-solid or solid. Protect drains from spills and prevent entry of product, since this may result in blockage on cooling. Should blockage occur, notify the appropriate authority immediately.

Spillages in water or at sea:

Product less dense than water: In case of small spillages in closed waters (i.e. ports), contain product with floating barriers or other equipment. Collect spilled product by absorbing with specific floating absorbents. Product which is denser than water will sink to the bottom, and usually no intervention will be feasible. If possible, collect the product and contaminated materials with mechanical means, and store/dispose of according to relevant regulations. In special situations (to be assessed on case-by-case basis, according to expert judgement and local conditions), excavations of trenches on the bottom to collect the product with sand may be a feasible option. If possible, before working in the combustion/exhaust spaces of engines/boilers or before handling ash/dust produced by the combustion of product, the work area should be thoroughly dampened with water. This will help to minimise the amount of airborne contamination produced by the work activity. However, because of the risk of explosion, do not allow water to come into contact with hot ash/dust. If possible, large spillages in open waters should be contained with floating barriers or other mechanical means. If this is not possible, control the spreading of the spillage, and collect the product by skimming or other suitable mechanical means. The use of dispersants should be advised by an expert, and, if

Product name  BP Fuel Oil F60

Product code 0000003664 Page: 4/13

Version 2 Date of issue 2/12/2021

Format Australia  
(Australia)

Language ENGLISH  
(ENGLISH)

## Section 6. Accidental release measures

required, approved by local authorities. Collect recovered product and other contaminated materials in suitable tanks or containers for recycle, recovery or safe disposal.

### Methods and material for containment and cleaning up

#### Small spill

Eliminate all ignition sources. Stop leak if without risk. Move containers from spill area. Absorb with an inert material and place in an appropriate waste disposal container. Use spark-proof tools and explosion-proof equipment. Dispose of via a licensed waste disposal contractor. The method and equipment used must be in conformance with appropriate regulations and industry practice on explosive atmospheres.

#### Large spill

Eliminate all ignition sources. Stop leak if without risk. Move containers from spill area. Approach the release from upwind. Prevent entry into sewers, water courses, basements or confined areas. Dike spill area and do not allow product to reach sewage system and surface or ground water. Contain and collect spillage with non-combustible, absorbent material e.g. sand, earth, vermiculite or diatomaceous earth and place in container for disposal according to local regulations. Use spark-proof tools and explosion-proof equipment. Contaminated absorbent material may pose the same hazard as the spilt product. The method and equipment used must be in conformance with appropriate regulations and industry practice on explosive atmospheres. Depending upon its temperature the product may be liquid, semi-solid or solid. Protect drains from spills and prevent entry of product, since this may result in blockage on cooling. Should blockage occur, notify the appropriate authority immediately. Dispose of via a licensed waste disposal contractor.

## Section 7. Handling and storage

### Precautions for safe handling

#### Protective measures

Put on appropriate personal protective equipment (see Section 8). Avoid exposure - obtain special instructions before use. Avoid exposure during pregnancy. Do not handle until all safety precautions have been read and understood. Do not get in eyes or on skin or clothing. Do not breathe vapour or mist. Do not ingest. Use only with adequate ventilation. Wear appropriate respirator when ventilation is inadequate. Keep in the original container or an approved alternative made from a compatible material, kept tightly closed when not in use. Store and use away from heat, sparks, open flame or any other ignition source. Use explosion-proof electrical (ventilating, lighting and material handling) equipment. Use only non-sparking tools. Empty containers retain product residue and can be hazardous. Do not reuse container. Avoid contact of spilt material and runoff with soil and surface waterways. Contact with hot product may cause burns.

#### Advice on general occupational hygiene

Eating, drinking and smoking should be prohibited in areas where this material is handled, stored and processed. Wash thoroughly after handling. Remove contaminated clothing and protective equipment before entering eating areas. See also Section 8 for additional information on hygiene measures.

Regular periodic self inspection of the skin is recommended, especially those areas subject to contamination. In the event of any localised changes in appearance or texture of the skin being noticed, medical advice should be sought without delay.

#### Conditions for safe storage, including any incompatibilities

Store in accordance with local regulations. Store in a segregated and approved area. Store in original container protected from direct sunlight in a dry, cool and well-ventilated area, away from incompatible materials (see Section 10) and food and drink. Store locked up. Eliminate all ignition sources. Separate from oxidising materials. Keep container tightly closed and sealed until ready for use. Store and use only in equipment/containers designed for use with this product. Containers that have been opened must be carefully resealed and kept upright to prevent leakage. Do not store in unlabelled containers. Use appropriate containment to avoid environmental contamination.



## Section 7. Handling and storage

This material can contain hydrogen sulphide (H<sub>2</sub>S), a very toxic and extremely flammable gas. Vapours containing hydrogen sulphide may accumulate during storage or transport and may also be vented during filling of tanks. Hydrogen sulphide has a typical "bad egg" smell but at high concentrations the sense of smell is rapidly lost, therefore do not rely on sense of smell for detecting hydrogen sulphide. Use specially designed measuring instruments for determining its concentration. If hydrogen sulphide is present, the flammable limits can be from 4.3 to 45.5% by volume and its presence may promote the formation of pyrophoric iron compounds.

Light hydrocarbon vapours can build up in the headspace of tanks. These can cause flammability/explosion hazards even at temperatures below the normal flash point (note: flash point must not be regarded as a reliable indicator of the potential flammability of vapour in tank headspaces). Tank headspaces should always be regarded as potentially flammable and care should be taken to avoid static electrical discharge and all ignition sources during filling, ullaging and sampling from storage tanks. Do not enter storage tanks. If entry to vessels is necessary, follow permit to work procedures. Entry into a confined space or poorly ventilated area contaminated with vapour, mist or fume is extremely hazardous without the correct respiratory protective equipment and a safe system of work. When the product is pumped (e.g. during filling, discharge or ullaging) and when sampling, there is a risk of static discharge. Ensure equipment used is properly earthed or bonded to the tank structure. Electrical equipment should not be used unless it is intrinsically safe (i.e. will not produce sparks). Explosive air/vapour mixtures may form at ambient temperature. If product comes into contact with hot surfaces, or leaks occur from pressurised fuel pipes, the vapour or mists generated will create a flammability or explosion hazard. Product contaminated rags, paper or material used to absorb spillages, represent a fire hazard, and should not be allowed to accumulate. Dispose of safely immediately after use.

## Section 8. Exposure controls and personal protection

### Control parameters

#### Occupational exposure limits

Ingredient name	Exposure limits
Hydrogen Sulphide	<b>[Air contaminant]</b> <b>Safe Work Australia (Australia).</b> STEL: 21 mg/m <sup>3</sup> 15 minutes. Issued/ Revised: 5/1995 STEL: 15 ppm 15 minutes. Issued/Revised: 5/1995 TWA: 14 mg/m <sup>3</sup> 8 hours. Issued/Revised: 5/1995 TWA: 10 ppm 8 hours. Issued/Revised: 5/1995
Fuel oil, residual	<b>[Air contaminant]</b> <b>ACGIH TLV (United States).</b> TWA: 0.2 mg/m <sup>3</sup> , (Benzene-soluble)

### Appropriate engineering controls

All activities involving chemicals should be assessed for their risks to health, to ensure exposures are adequately controlled. Personal protective equipment should only be considered after other forms of control measures (e.g. engineering controls) have been suitably evaluated. Personal protective equipment should conform to appropriate standards, be suitable for use, be kept in good condition and properly maintained.

Your supplier of personal protective equipment should be consulted for advice on selection and appropriate standards. For further information contact your national organisation for standards.

Provide exhaust ventilation or other engineering controls to keep the relevant

## Section 8. Exposure controls and personal protection

### Environmental exposure controls

airborne concentrations below their respective occupational exposure limits. The final choice of protective equipment will depend upon a risk assessment. It is important to ensure that all items of personal protective equipment are compatible.

Emissions from ventilation or work process equipment should be checked to ensure they comply with the requirements of environmental protection legislation. In some cases, fume scrubbers, filters or engineering modifications to the process equipment will be necessary to reduce emissions to acceptable levels.

### Individual protection measures

#### Hygiene measures

Wash hands, forearms and face thoroughly after handling chemical products, before eating, smoking and using the lavatory and at the end of the working period. Appropriate techniques should be used to remove potentially contaminated clothing. Wash contaminated clothing before reusing. Ensure that eyewash stations and safety showers are close to the workstation location.

#### Eye/face protection

Hot material: to prevent thermal burns wear a helmet, full face visor and heat resistant neck flap / apron.

Cold material: wear safety glasses with side shields. Chemical splash goggles.

#### Skin protection

##### Hand protection

Recommended: Nitrile gloves. Hot material: to prevent thermal burns wear heat resistant and impervious gauntlets/gloves.

Cold material: Wear chemical resistant gloves. Recommended: nitrile gloves.

Do not re-use gloves. Protective gloves must give suitable protection against mechanical risks (i.e. abrasion, blade cut and puncture). Protective gloves will deteriorate over time due to physical and chemical damage. Inspect and replace gloves on a regular basis. The frequency of replacement will depend upon the circumstances of use.

##### Skin protection

Use of protective clothing is good industrial practice.

Personal protective equipment for the body should be selected based on the task being performed and the risks involved and should be approved by a specialist before handling this product.

Cold material:

Cotton or polyester/cotton overalls will only provide protection against light superficial contamination that will not soak through to the skin. Overalls should be laundered on a regular basis. When the risk of skin exposure is high (e.g. when cleaning up spillages or if there is a risk of splashing) then chemical resistant aprons and/or impervious chemical suits and boots will be required.

Wear suitable protective clothing.

Footwear highly resistant to chemicals.

When there is a risk of ignition wear inherently fire resistant protective clothes and gloves.

When there is a risk of ignition from static electricity, wear anti-static protective clothing. For greatest effectiveness against static electricity, overalls, boots and gloves should all be anti-static.

When the risk of skin exposure is high (from experience this could apply to the following tasks: cleaning work, maintenance and service, filling and transfer, taking samples and cleaning up spillages) then a chemical protective suit and boots will be required.

Work clothing / overalls should be laundered on a regular basis. Laundering of contaminated work clothing should only be done by professional cleaners who have been told about the hazards of the contamination. Always keep contaminated work clothing away from uncontaminated work clothing and uncontaminated personal clothes.

##### Other skin protection

Appropriate footwear and any additional skin protection measures should be selected based on the task being performed and the risks involved and should be approved by a specialist before handling this product.

## Section 8. Exposure controls and personal protection

### Respiratory protection

Use with adequate ventilation.  
If there is a requirement for the use of a respiratory protective device, but the use of breathing apparatus (independent of ambient atmosphere) is not required, then a suitable filtering device must be worn.  
The filter class must be suitable for the maximum contaminant concentration (gas/vapour/aerosol/particulates) that may arise when handling the product.

Suitable breathing apparatus (independent of ambient atmosphere) must be worn where there is a risk of hydrogen sulfide exposure limits being exceeded.

### Thermal hazards

Hot material: Wear suitable protective clothing to protect against heat and brief contact with flame. Protection should be provided for exposed areas of the neck and head.

### Refer to standards:

Respiratory protection:AS/NZS 1715 and AS/NZS 1716  
Gloves:AS/NZS 2161.1  
Eye protection:AS/NZS 1336 and AS/NZS 1337

## Section 9. Physical and chemical properties

### Appearance

Physical state	Liquid.
Colour	Black.
Odour	Hydrocarbon.
Odour threshold	Not available.
pH	Not available.
Melting point	Not available.
Boiling point	Not available.
Flash point	Closed cup: 70°C (158°F) [Pensky-Martens.]
Evaporation rate	Not available.
Flammability (solid, gas)	Not applicable. Based on - Physical state
Lower and upper explosive (flammable) limits	Not available.
Vapour pressure	Not available.
Vapour density	Not available.
Relative density	Not available.
Density	980 kg/m <sup>3</sup> (0.98 g/cm <sup>3</sup> ) at 15°C
Solubility	Very slightly soluble in water
Partition coefficient: n-octanol/water	Not available.
Auto-ignition temperature	Not available.
Decomposition temperature	Not available.
Viscosity	Kinematic: >20.5 mm <sup>2</sup> /s (>20.5 cSt) at 40°C Kinematic: 40 to 60 mm <sup>2</sup> /s (40 to 60 cSt) at 50°C

## Section 10. Stability and reactivity

Reactivity	No specific test data available for this product. Refer to Conditions to avoid and Incompatible materials for additional information.
Chemical stability	The product is stable.
Possibility of hazardous reactions	Under normal conditions of storage and use, hazardous reactions will not occur. Under normal conditions of storage and use, hazardous polymerisation will not occur.
Conditions to avoid	Avoid all possible sources of ignition (spark or flame). Avoid excessive heat. Do not pressurise, cut, weld, braze, solder, drill, grind or expose containers to heat or sources of ignition.
Incompatible materials	Reactive or incompatible with the following materials: oxidising materials.

Product name BP Fuel Oil F60

Product code 0000003664 Page: 8/13

Version 2 Date of issue 2/12/2021

Format Australia  
(Australia)

Language ENGLISH  
(ENGLISH)



## Section 10. Stability and reactivity

### Hazardous decomposition products

Under normal conditions of storage and use, hazardous decomposition products should not be produced.

## Section 11. Toxicological information

### Information on toxicological effects

#### Specific target organ toxicity (repeated exposure)

Name	Category	Route of exposure	Target organs
Fuel oil, residues-straight-run gas oils, high-sulfur	Category 2	-	blood, liver, thymus

### Information on likely routes of exposure

Routes of entry anticipated: Dermal, Inhalation.

### Potential acute health effects

<b>Eye contact</b>	Will cause burns if hot material contacts eyes.
<b>Inhalation</b>	Harmful if inhaled.
<b>Skin contact</b>	Defatting to the skin. May cause skin dryness and irritation. Will cause burns if hot material contacts skin.
<b>Ingestion</b>	No known significant effects or critical hazards.

### Symptoms related to the physical, chemical and toxicological characteristics

<b>Eye contact</b>	No specific data.
<b>Inhalation</b>	Adverse symptoms may include the following: nausea or vomiting headache drowsiness/fatigue dizziness/vertigo unconsciousness
<b>Skin contact</b>	Adverse symptoms may include the following: irritation dryness cracking reduced foetal weight increase in foetal deaths skeletal malformations
<b>Ingestion</b>	Adverse symptoms may include the following: reduced foetal weight increase in foetal deaths skeletal malformations

### Delayed and immediate effects as well as chronic effects from short and long-term exposure

<b>Eye contact</b>	Vapour, mist or fume may cause eye irritation. Exposure to vapour, mist or fume may cause stinging, redness and watering of the eyes.
<b>Inhalation</b>	Vapour, mists or fumes may contain polycyclic aromatic hydrocarbons some of which are known to produce skin cancer. Vapour, mist or fume may irritate the nose, mouth and respiratory tract.
<b>Skin contact</b>	Prolonged or repeated contact can defat the skin and lead to irritation, cracking and/or dermatitis.
<b>Ingestion</b>	If swallowed, may irritate the mouth, throat and digestive system. If swallowed, may cause abdominal pain, stomach cramps, nausea, vomiting, diarrhoea, dizziness and drowsiness.
<b>General</b>	May cause damage to organs through prolonged or repeated exposure. Prolonged or repeated contact can defat the skin and lead to irritation, cracking and/or dermatitis. Vapour, mists or fumes may contain polycyclic aromatic hydrocarbons some of which are known to produce skin cancer.

Product name BP Fuel Oil F60

Product code 0000003664 Page: 9/13

Version 2 Date of issue 2/12/2021

Format Australia  
(Australia)

Language ENGLISH  
(ENGLISH)

## Section 11. Toxicological information

<b>Carcinogenicity</b>	May cause cancer. Risk of cancer depends on duration and level of exposure.
<b>Mutagenicity</b>	No known significant effects or critical hazards.
<b>Teratogenicity</b>	Suspected of damaging the unborn child.
<b>Developmental effects</b>	No known significant effects or critical hazards.
<b>Fertility effects</b>	No known significant effects or critical hazards.

### Numerical measures of toxicity

#### Acute toxicity estimates

<b>Route</b>	<b>ATE value</b>
Inhalation (dusts and mists)	4.1 mg/l

## Section 12. Ecological information

### Persistence and degradability

Expected to be biodegradable.

### Bioaccumulative potential

This product is not expected to bioaccumulate through food chains in the environment.

### Mobility in soil

**Soil/water partition coefficient (K<sub>oc</sub>)** Not available.

**Mobility** Spillages may penetrate the soil causing ground water contamination. This material may accumulate in sediments.

### Other ecological information

This product has a density close to that of water. If released to water the product may sink.  
Spills may form a film on water surfaces causing physical damage to organisms.  
Oxygen transfer could also be impaired.

## Section 13. Disposal considerations

### Disposal methods

The generation of waste should be avoided or minimised wherever possible. Significant quantities of waste product residues should not be disposed of via the foul sewer but processed in a suitable effluent treatment plant. Dispose of surplus and non-recyclable products via a licensed waste disposal contractor. Disposal of this product, solutions and any by-products should at all times comply with the requirements of environmental protection and waste disposal legislation and any regional local authority requirements. Waste packaging should be recycled. Incineration or landfill should only be considered when recycling is not feasible. This material and its container must be disposed of in a safe way. Care should be taken when handling emptied containers that have not been cleaned or rinsed out. Empty containers or liners may retain some product residues. Vapour from product residues may create a highly flammable or explosive atmosphere inside the container. Do not cut, weld or grind used containers unless they have been cleaned thoroughly internally. Avoid dispersal of spilt material and runoff and contact with soil, waterways, drains and sewers.

### Special Precautions for Landfill or Incineration

No additional special precautions identified.

**Product name** BP Fuel Oil F60


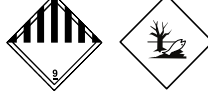

**Product code** 0000003664 **Page:** 10/13

**Version** 2 **Date of issue** 2/12/2021

**Format** Australia  
(Australia)

**Language** ENGLISH  
(ENGLISH)

## Section 14. Transport information

	ADG	IMDG	IATA
<b>UN number</b>	UN3082	UN3082	UN3082
<b>UN proper shipping name</b>	Environmentally hazardous substance, liquid, n.o.s. (Heavy fuel oil)	ENVIRONMENTALLY HAZARDOUS SUBSTANCE, LIQUID, N.O.S.. Marine pollutant (Heavy fuel oil)	ENVIRONMENTALLY HAZARDOUS SUBSTANCE, LIQUID, N.O.S. (Heavy fuel oil)
<b>Transport hazard class(es)</b>	9 	9 	9 
<b>Packing group</b>	III	III	III
<b>Environmental hazards</b>	Yes.	Yes.	Yes.
<b>Additional information</b>	<p>The product is not regulated as a dangerous good when transported by road or rail in either an IBC, or in other container types if ≤500 kg. This product is not regulated as a dangerous good when transported in sizes of ≤5 L or ≤5 kg, provided the packagings meet the general provisions of 4.1.1.1, 4.1.1.2 and 4.1.1.4 to 4.1.1.8.</p> <p><b>Hazchem code</b> •3Z <b>Initial emergency response guide</b> 47 <b>Remarks</b> Combustible liquid Class C1 (AS 1940).</p>	<p>This product is not regulated as a dangerous good when transported in sizes of ≤5 L or ≤5 kg, provided the packagings meet the general provisions of 4.1.1.1, 4.1.1.2 and 4.1.1.4 to 4.1.1.8.</p> <p><b>Emergency schedules</b> F-A, S-F</p>	<p>This product is not regulated as a dangerous good when transported in sizes of ≤5 L or ≤5 kg, provided the packagings meet the general provisions of 5.0.2.4.1, 5.0.2.6.1.1 and 5.0.2.8.</p>

**Special precautions for user** Not available.

**Transport in bulk according to IMO instruments** **Proper shipping name** MARPOL Annex 1 rules apply for bulk shipments by sea.  
Category: fuel and residual oils, including ship's bunkers

## Section 15. Regulatory information

### Standard for the Uniform Scheduling of Medicines and Poisons

Not regulated.

### Model Work Health and Safety Regulations - Scheduled Substances

No listed substance

### Montreal Protocol

Ingredient name	List name	Status
Not listed.		

### Stockholm Convention on Persistent Organic Pollutants

## Section 15. Regulatory information

Ingredient name	List name	Status
Not listed.		

### Rotterdam Convention on Prior Informed Consent (PIC)

Ingredient name	List name	Status
Not listed.		

### International lists

#### National inventory

#### REACH Status

For the REACH status of this product please consult your company contact, as identified in Section 1.

#### Australia inventory (AICS)

All components are listed or exempted.

#### Canada inventory

All components are listed or exempted.

#### China inventory (IECSC)

Not determined.

#### Japan inventory (ENCS)

Not determined.

#### Korea inventory (KECI)

Not determined.

#### Philippines inventory (PICCS)

Not determined.

#### Taiwan Chemical Substances Inventory (TCSI)

Not determined.

#### United States inventory (TSCA 8b)

All components are active or exempted.

## Section 16. Any other relevant information

### History

Date of printing 2/12/2021

Date of issue/Date of revision 2/12/2021

Date of previous issue 1/29/2016

Version 2

Prepared by Product Stewardship

### Key to abbreviations

ADG = Australian Dangerous Goods

ATE = Acute Toxicity Estimate

BCF = Bioconcentration Factor

GHS = Globally Harmonized System of Classification and Labelling of Chemicals

IATA = International Air Transport Association

IBC = Intermediate Bulk Container

IMDG = International Maritime Dangerous Goods

LogPow = logarithm of the octanol/water partition coefficient

MARPOL = International Convention for the Prevention of Pollution From Ships, 1973 as modified by the Protocol of 1978. ("Marpol" = marine pollution)

NOHSC = National Occupational Health and Safety Commission

REACH = Registration, Evaluation, Authorisation and Restriction of Chemicals Regulation [Regulation (EC) No. 1907/2006]

STEL = Short term exposure limit

SUSMP = Standard Uniform Schedule of Medicine and Poisons

UN = United Nations

TWA = Time weighted average

VOC = Volatile Organic Compound

SADT = Self-Accelerating Decomposition Temperature

Varies = may contain one or more of the following 64741-88-4, 64741-89-5, 64741-95-3, 64741-96-4, 64742-01-4, 64742-44-5, 64742-45-6, 64742-52-5, 64742-53-6, 64742-54-7, 64742-55-8, 64742-56-9, 64742-57-0, 64742-58-1,

Product name  BP Fuel Oil F60

Product code 0000003664 Page: 12/13

Version 2 Date of issue 2/12/2021

Format Australia

Language ENGLISH

(Australia)

(ENGLISH)

## Section 16. Any other relevant information

64742-62-7, 64742-63-8, 64742-65-0, 64742-70-7, 72623-85-9, 72623-86-0,  
72623-87-1

### Procedure used to derive the classification

Classification	Justification
<input checked="" type="checkbox"/> FLAMMABLE LIQUIDS - Category 4 ACUTE TOXICITY (inhalation) - Category 4 CARCINOGENICITY - Category 1 REPRODUCTIVE TOXICITY - Category 2 SPECIFIC TARGET ORGAN TOXICITY - REPEATED EXPOSURE - Category 2	On basis of test data Calculation method Calculation method Calculation method Calculation method

Indicates information that has changed from previously issued version.

### Notice to reader

All reasonably practicable steps have been taken to ensure this data sheet and the health, safety and environmental information contained in it is accurate as of the date specified below. No warranty or representation, express or implied is made as to the accuracy or completeness of the data and information in this data sheet.

The data and advice given apply when the product is sold for the stated application or applications. You should not use the product other than for the stated application or applications without seeking advice from BP Group.

It is the user's obligation to evaluate and use this product safely and to comply with all applicable laws and regulations. The BP Group shall not be responsible for any damage or injury resulting from use, other than the stated product use of the material, from any failure to adhere to recommendations, or from any hazards inherent in the nature of the material. Purchasers of the product for supply to a third party for use at work, have a duty to take all necessary steps to ensure that any person handling or using the product is provided with the information in this sheet. Employers have a duty to tell employees and others who may be affected of any hazards described in this sheet and of any precautions that should be taken. You can contact the BP Group to ensure that this document is the most current available. Alteration of this document is strictly prohibited.

Product name  BP Fuel Oil F60

Product code 0000003664 Page: 13/13

Version 2 Date of issue 2/12/2021

Format Australia

Language ENGLISH

(Australia)

(ENGLISH)