




Car Wash


If unsure how to use the car wash please ask staff for assistance


INSTRUCTIONS

1  Obtain wash code from your shop. Enter your wash code on the keypad once car wash is vacant.

2  Drive forward slowly and centrally between the guide rails.


3  Stop when red light shows.


4  Apply your hand brake and switch off your engine. Your car wash programme will then start automatically.


5  Remain in your car. Wait until the programme has been completed. Drive out when prompted.


Although every care is taken by the service provider to ensure the safe and proper operation of this car wash, the service provider accepts no liability for any loss, damage or injury except where such loss, damage or injury is due to the service provider's negligence or breach of contract.


PRECAUTIONS


1  Fully retract or remove all aerials


2  No spoilers, no roof mounted fittings, temporary or permanent, no rear mounted wheels or additional trims.

3  Vehicle must have strong or spring loaded door mirrors. No rear windscreen mounted mirrors.

4  Vehicle must be less than 2.25m in height and 2.2m in width.

5  No pick-up trucks or motor caravans. Vehicle must have a hard roof.

6  Vehicle windows, bodywork and bumpers must be secure and free from damage. Doors, boot, bonnet and windows must be firmly closed.

7  Caution slippery floor in wash bay.

