



BP's impact on the
economy in



A report by Oxford Economics
December 2017

€700
million

Gross value added
contribution supported
by BP in France

BP supported

9,000
jobs

One in every
3,100 in France

BP's activity supported

0.03%

of French GDP

900

French suppliers of
goods and services

€410
million

spent with French
businesses

Executive summary

This section of the report highlights BP's impact on France's economy in the 2016 calendar year. The company's impact arises from the operations of BP itself and its subsidiaries.¹ The impact is measured in terms of BP's direct contribution to GDP and jobs, as well as those supported by buying goods and services from local businesses.

For the purposes of this report, the EU27 is defined as the 28 European Union countries less the United Kingdom.

2016 economic impact highlights

- Considering BP's impact across all EU27 countries, BP's total impact on French GDP ranks 5th and BP's total impact on jobs ranks 6th.
- Counting direct and supply chain impacts, BP supported an estimated **€700 million gross value added** contribution to French GDP and **9,000 jobs** in 2016.²
- BP's direct activities and its expenditure with French suppliers are estimated to have supported one in every **3,100 jobs** in France in 2016, **0.03%** of all employment in the country.
- An estimated **0.03%** of French GDP in 2016 was in some way reliant on BP's activities – whether directly or through BP's purchases from suppliers. That is **€1 in every €3,200** of GDP created in France during the year.
- Of the total, BP's direct operations created a **€161 million gross value added** contribution to the French economy and employed **343 people**. That is **23%** of all gross value added that BP supported in France in 2016 and **4%** of all employment the company supported that year.
- BP spent nearly **€410 million** with about **900 French suppliers**³:
 - **€350 million** on non-capital goods and services, which, combined with BP's worldwide spending, supported an estimated **€440 million gross value added** contribution to French GDP and **7,100 jobs**.
 - **€59 million** on capital goods, which, combined with BP's worldwide spending, supported an estimated **€100 million gross value added** contribution to French GDP and **1,600 jobs**.

¹Unless otherwise stated, all references to BP include BP itself and the company's subsidiaries.

²Totals in this report may not always be equal to the sum of component parts due to rounding.

³This is the number of unique supplier names in BP's procurement database, with an adjustment for duplicates based on a visual examination of a sample of 200 suppliers (e.g., 'ABC Inc' and 'ABC Incorporated' would be considered one firm).

BP's direct impact

BP France's head office is in Cergy-Pontoise. BP also operates a large import terminal in Frontignan (Mediterranean coast) and a Castrol industrial lubrications plant in Péronne (North of France). BP's activities in France are concentrated on B2B fuels, bitumen and marine sales, Automotive and Industrial lubricants and Aviation activities. Through these activities, the company directly created a €161 million gross value added contribution to French GDP in 2016 and employed 343 people, all of whom were core staff.

⁴The map and percentages refer to the expenditure in BP's procurement data that is associated with postcodes.

⁵This jobs estimate includes people who may work on-site at BP but who are ultimately employed by one of the companies BP buys services from.

⁶We have used BP's procurement database to map the company's spending across the country. The map includes over 80% of BP's total spending in the country; the procurement database does not include postcode or location data for all spending, and that spending cannot be mapped.

BP's support for local suppliers

BP supported businesses in every region in France in 2016. The company spent nearly €410 million on capital and non-capital goods and services from about 900 French suppliers that year. This spending bolstered a wide range of businesses in the country.

Some 45% of BP's supply chain spending was with suppliers in Île-de-France, 26% in Normandie, 13% in Provence-Alpes-Côte-d'Azur, 5% in Grand-Est and 3% in Auvergne-Rhône-Alpes (Fig. 1).⁴

As it rippled through the French economy, this spending, as well as BP's worldwide spending, is estimated to have supported a €540 million gross value added contribution to the country's economy and 8,600 jobs.⁵

Business services received the greatest share of that impact. In that sector, BP supported an estimated €119 million gross value added contribution (22% of the total supply chain impact, Fig. 2). BP supported another €103 million gross value added contribution to the wholesale and retail trade sector (19% of the total), and €71 million to the transport and storage sector (13% of the total).

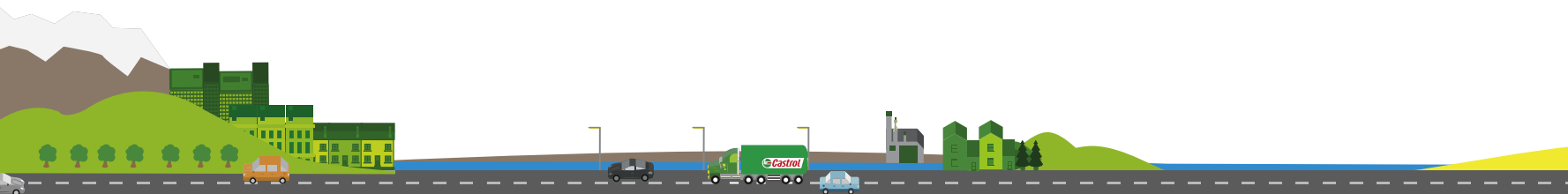
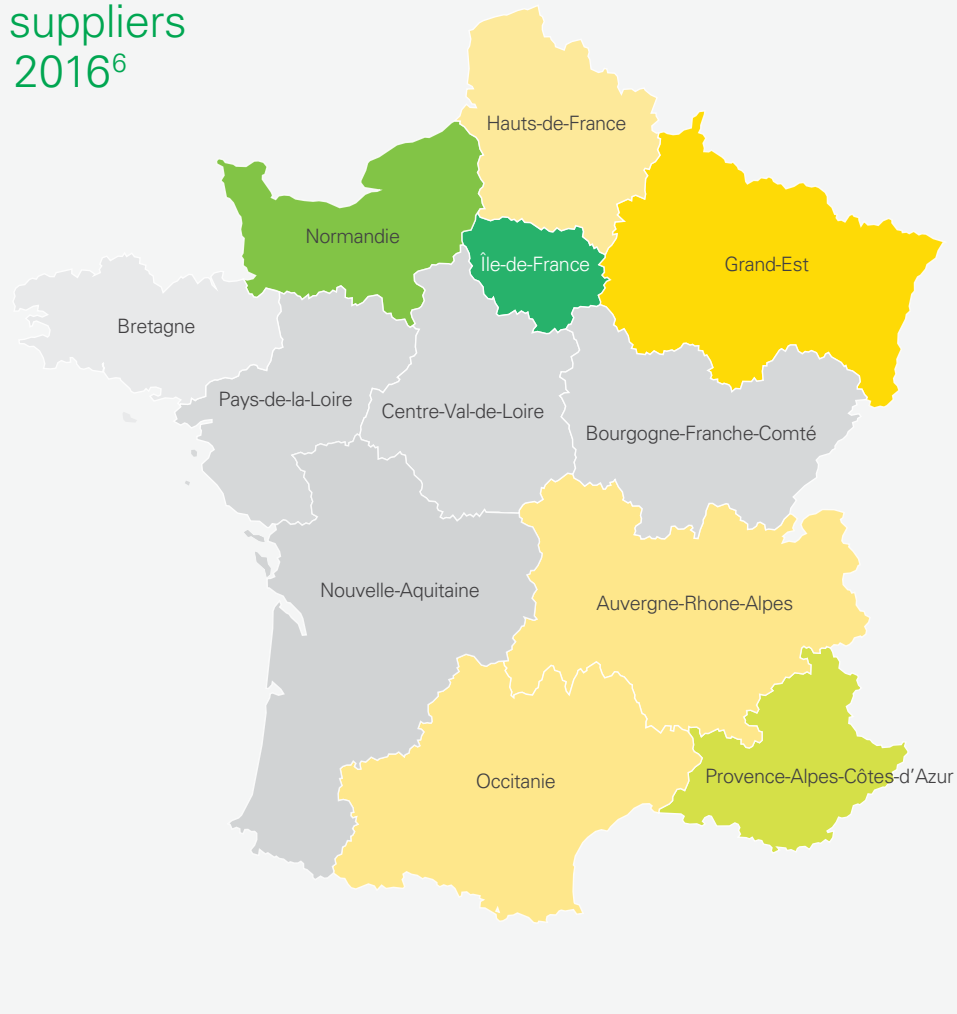



Fig. 1

BP's spending with suppliers in France by region, 2016⁶

BP Spending (€ Million)



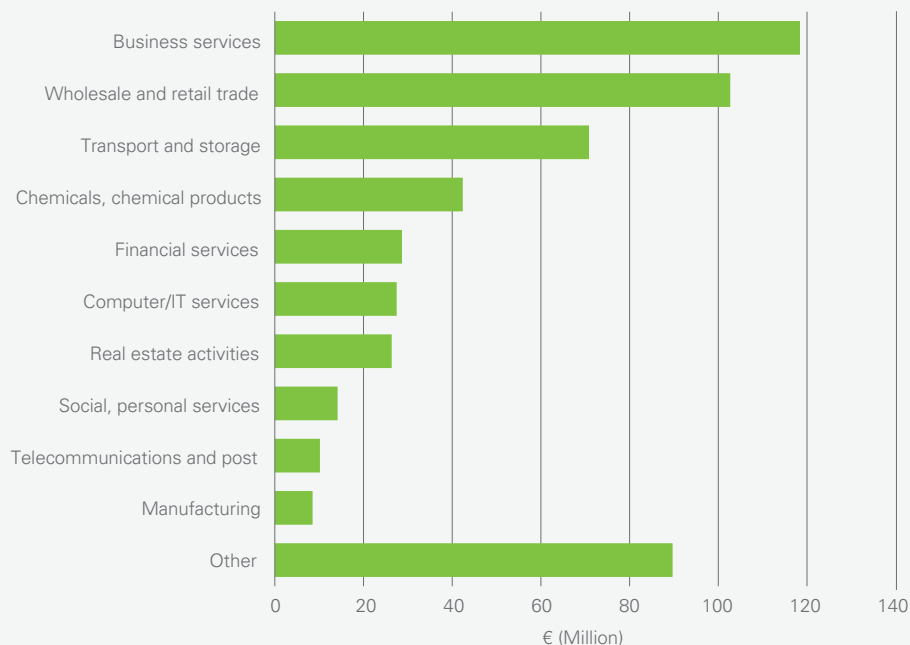
Source: BP

Summary

Including BP's direct impact and supply chain impact, the company supported an estimated €700 million gross value added contribution to French GDP and 9,000 jobs (Fig. 3). Considering BP's impact across all EU27 countries, BP's total impact on French GDP ranks 5th and BP's total impact on jobs ranks 6th.

Gross value added by industry stimulated by BP's supply chain spending, 2016

Fig. 2



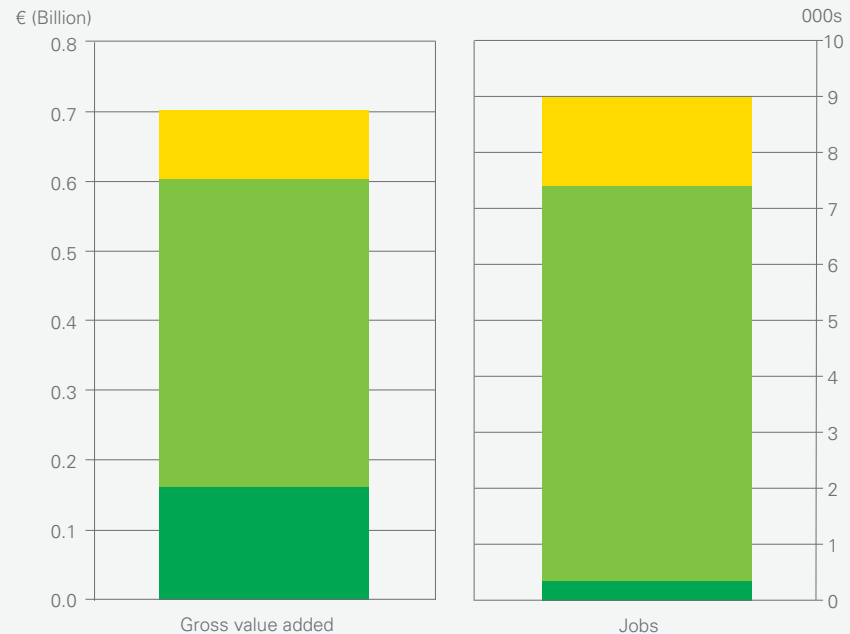
Source: Oxford Economics

BP has a significant multiplier impact in France. For every €100,000 gross value added contribution to GDP that BP generated in France at its own operational sites, the company supported another €330,000 gross value added elsewhere in the country through its supply chain spending. And for every person BP itself employed in France, the company supported another 25 jobs elsewhere in the country by spending money with local businesses.

BP's total impact in France, 2016

Fig. 3

■ Supply chain capital expenditure
■ Supply chain operational expenditure
■ Direct



Source: Oxford Economics

Contacts, links and further information

Press and other enquiries:
communication@fr.bp.com

For further information:
bp.com/eu27economicimpact

Acknowledgement

BP would like to thank its partners in the production of this publication.

Disclaimer

BP disclaims any obligation to update this publication. Neither BP p.l.c., nor any of its subsidiaries, accepts liability for any inaccuracies or omissions or for any direct, indirect, special, consequential or other losses or damages of whatsoever kind in connection to this publication or any information contained in it.



Design

thebigwindow.co.uk

Printing

Pureprint Group Limited, UK ISO 14001

BP p.l.c.
1 St James's Square
London SW1Y 4PD
bp.com

© BP p.l.c. 2017