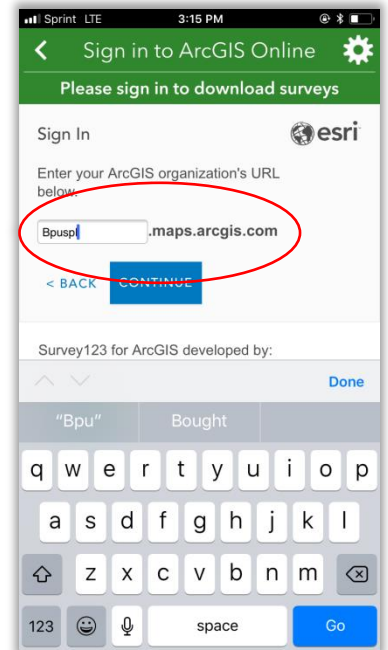
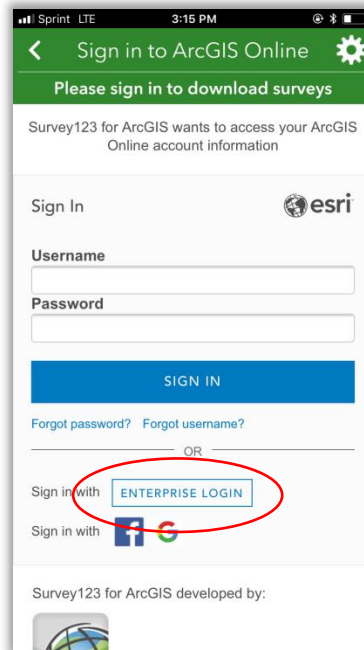
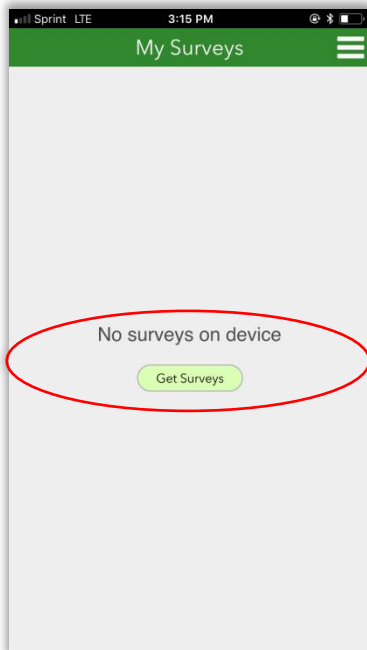


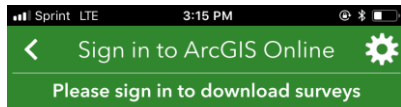
# Download USPL Digital Repair & Inspection Report onto Mobile Device (phone & tablet) iOS & Android

## Steps for First Time Setup

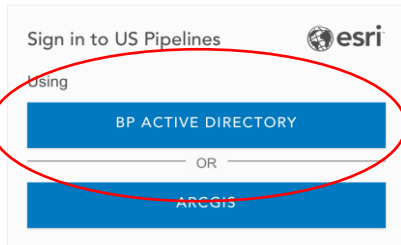
1. On iOS or Android device, Open *Survey123 for ArcGIS* app
2. Select *Get Surveys*
3. On the Sign in screen click *ENTERPRISE LOGIN*
4. Enter in *bpuspl* in text box. Should read *bpuspl.maps.arcgis.com*, click *CONTINUE*



5. Click BP Active Directory
  - a. Log in with your BP Active Directory credentials.
  - b. *Maybe Optional* - Enter in your BPNTID Password and Follow Microsoft Authentication App, click *Approve*
  - c. Download - click the blue cloud icon on the right to download the USPL Digital Repair & Inspection Report survey to your device



Survey123 for ArcGIS wants to access your ArcGIS Online account information

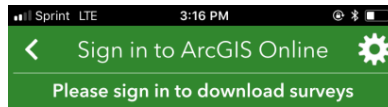


Survey123 for ArcGIS developed by:



Esri

Esri publishes a set of ready-to-use maps and apps that are available as part of ArcGIS. ArcGIS is a mapping platform that enables you to create interactive maps and apps to

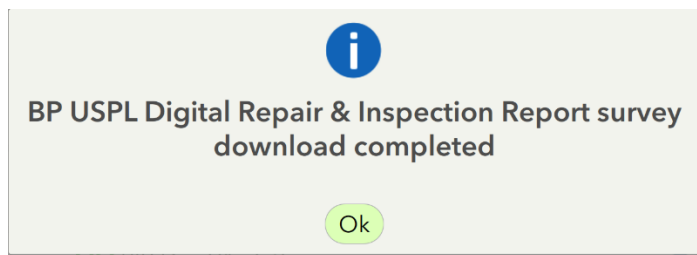
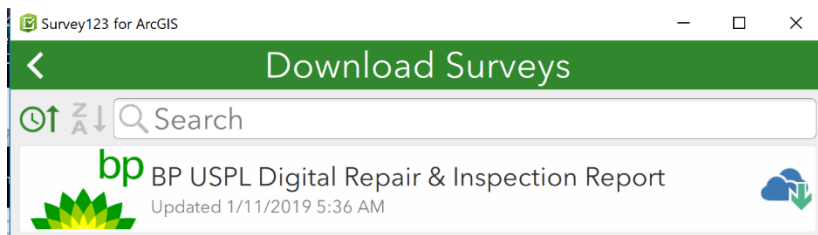
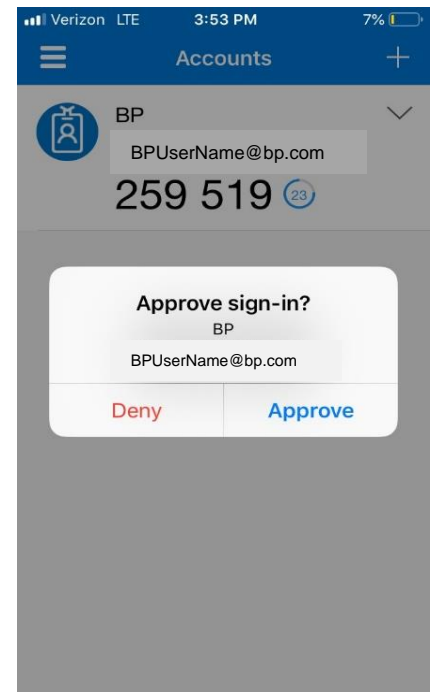
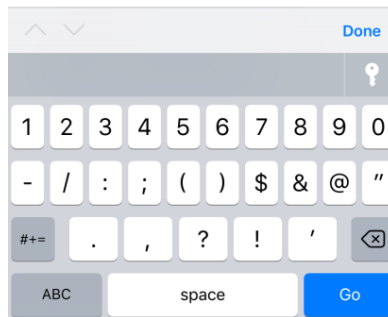


← jeff.judycki@bp.com

Enter password

Forgot my password

Sign in



Once signed in, click on *BP Digital USPL Repair & Inspection Report* app  
a. To start new report, click *Collect, Start collecting data*

