


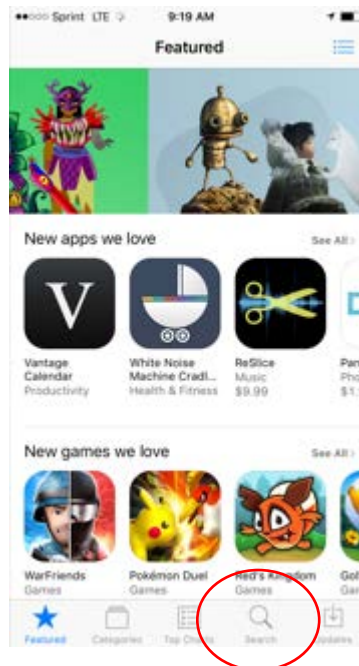

# Install Survey123 for ArcGIS on Mobile Device (iOS & Android)

## Purpose



To get you up and running on user's Android or IOS device so you can submit a form. The user is required to have visited the USPL OneMap Cloud site in advance mapping their credentials.

## Steps for First Time Setup

1. On your device download and Install the Survey123 through Google Play or Itunes. App is *Free*.
  - a. User needs to have and use their own Google Play or iTunes account for downloading.
    - i. If you do not have an account for downloading Apps, you will need to create an account either in Google Play or iTunes.
2. **iOS Device:**
  - a. Select *App Store*
  - b. Go to *Search*
  - c. Search for *Survey123 for ArcGIS*



- d. Download and Install using
- e. Open Application



### 3. Android Device:

- a. Select *Google Play Store*
- b. Search for *Survey123*
- c. Press Install

